



EUR AMHS Manual

Appendix E

AMHS Interoperability Tests	
Document Reference:	EUR AMHS Manual, Appendix E
Author:	Planning Group
Revision Number:	Version 16.1
Date:	15/06/2023
Filename:	EUR_AMHS_Manual-Appx_E_v16_1.docx

Document Control Log

Edition	Date	Comments	section/pages affected
0.1	21/11/2005	Creation of the document.	all
0.2	24/11/2005	Document update including Trilateral Tests	3.2/3.3/4/5/6
0.3	08/01/2006	Editorials, incorporation of PG comments	all
0.4	09/02/2006	Editorials, clarifications, additions	all
0.5	08/03/2006	Editorials, Reformatting of the notes	all
1.0	27/04/2006	Adopted version (AFSG/9)	
1.01	15/07/2006	Editorials, updates, replacements, incorporation of test-cases and test messages	all
1.02	24/07/2006	Incorporation of comments from Mr. J. Fischer	all
1.03	13/10/2006	Incorporation of editorial updates generated during validation between BATSO and DFS	all
1.04	10/01/2007	Incorporation of editorial updates generated by Greece, move of reference overview (former para. 1.4) after the table of contents, revision of figures	all
1.1	13/03/2007	Version for presentation at AFSG/10 for adoption (without revision marks)	all
2.0	26/04/2007	Adopted version (AFSG/10)	
3.0	24/04/2008	Adopted version (AFSG/11) – without changes	
3.1	17/11/2008	Change of references from ICAO Doc 9705 to ICAO Doc 9880 (CP-AMHS-08-006), editorial improvements	all
3.2	09/02/2009	Incorporation of CP-AMHS-09-001	3.4.1, 3.4.2, 3.5.1, 3.5.2
3.3	11/03/2009	Update of the referenced documents	References
4.0	02/04/2009	Adopted version (AFSG/12)	
5.0	17/06/2010	Adopted version (AFSG/14) – without changes	

5.1	25/09/2010	Incorporation of CP-AMHSM-10-001, minor editorial updates	References
5.2	10/03/2011	Incorporation of CP-AMHSM-10-002 and CP-AMHSM-10-003	5.2.2 (IT 802), 7.5, 4.5.5 (IT 505), 6.6, 3.5
6.0	14/04/2011	Adopted version (AFSG/15)	
6.0c	28/04/2011	Adopted version (AFSG/15) corrected due to typo	Table 21 and 24
6.1	03/03/2012	Correction of typos (DR-AMHSM-11-001)	Table 17 and 18
7.0	26/04/2012	Adopted version (AFSG/16)	
7.1	25/03/2013	Incorporation of DR-AMHSM-12-001, DR-AMHSM-12-002, DR-AMHSM-12-003, CP-AMHSM-12-008, CP-AMHSM-12-009, CP-AMHSM-12-011, CP-AMHSM-12-015, CP-AMHSM-12-016, editorial enhancements, correction of typos	IT501/TC05, TC06 IT402/TC02 IT501/TC05, TC06 Chapter 4, 5, 6 4.6.1, IT601/TC04, Chapter 8, 2.3, 4.6.2, 6.7 IT602/TC01, IT602/TC02
8.0	25/04/2013	Adopted version (AFSG/17)	
8.1	12/03/2014	Incorporation of CP-AMHSM-13-004, CP-AMHSM-13-005, CP-AMHSM-13-006, CP-AMHSM-13-007, CP-AMHSM-13-008, CP-AMHSM-13-009	6.7 (IT601/TC04) 3.4.2, 4.5.4 6.7 (IT602/TC01, IT602/TC02) 2.3 – Table 1 Table 25 and 27 2.3 – Table 1
9.0	10/04/2014	Adopted version (AFSG/18)	
9.1	20/03/2015	Incorporation of CP-AMHSM-14-004 (editorials)	all
9.2	22/03/2015	Incorporation of CP-AMHSM-14-009	4.5.3 – IT503
10.0	23/04/2015	Adopted version (AFSG/19)	
10.1	04/04/2016	Incorporation of CP-AMHSM-15-012 (Removal of IT501/TC05 and IT501/TC06)	4.5.1, IT501/TC05, IT501/TC06
11.0	26/04/2016	Adopted version (AFSG/20)	

11.1	31/03/2017	Incorporation of CP-AMHSM-15-010, CP-AMHSM-16-007, CP-AMHSM-17-002	References, 2.3, 3.1, IT301/TC05, IT302/TC05, IT401/TC05, IT402/TC05
12.0	28/04/2017	Adopted version (AFSG/21)	
12.1	23/04/2018	Incorporation of CP-AMHSM-17-006, CP-AMHSM-17-004	Section 4, 4.1.3, 6.1, 6.2, 8.2, 9.1.1, 9.2.1, References, IT503
13.0	27/04/2018	Adopted version (AFSG/22)	
14.0	05/03/2019	Adopted version (AFSG/23) – without changes	
14.1	26/11/2019	Incorporation of CP-AMHS-19-002 Adaption: According to COG/74&RCOG/11 Decision /4, Approval of AFS to SWIM Transition Task Force (AST TF) Terms of Reference (ToR) and coherent Work Programme, the Author of EUR Doc 020 changed from “AFSG PG” to “AST PG”.	all
14.2	30/09/2020	Incorporation of DR-AMHSM-19-003	Table 1, IT105, IT106, Section 5, Section 6
15.0	12/11/2020	Adopted version (AST TF/01)	
15.1	04/10/2021	Incorporation of CP-AMHSM-18-004	Section 4.6, Section 6.7, Table 29
16.0	20/10/2021	Adopted version (AST TF/02)	
16.1	16/05/2023	Incorporation of CP-AMHSM-23-003	IT504

Table of contents

1. INTRODUCTION.....	9
1.1 PURPOSE OF THE DOCUMENT.....	9
1.2 DOCUMENT STRUCTURE.....	9
1.3 TEST IDENTIFICATION SCHEME.....	10
2. AMHS INTEROPERABILITY TEST ENVIRONMENT.....	11
2.1 APPLICATION INFRASTRUCTURE.....	11
2.2 TRANSPORT INFRASTRUCTURE.....	16
2.3 GENERAL PARAMETERS TO BE AGREED.....	16
3. ADDRESSING PLAN FOR AMHS INTEROPERABILITY TESTING.....	18
3.1 USER ADDRESSES.....	18
3.2 DL ADDRESSES.....	20
3.3 AFTN AND X.400 ROUTING TABLES.....	20
3.3.1 AFTN and X.400 Routing Tables of IUT-A.....	20
3.3.2 AFTN and X.400 Routing Tables of IUT-B.....	21
3.3.3 AFTN and X.400 Routing Tables of IUT-C.....	22
3.4 LOOK-UP TABLE.....	22
3.4.1 Generic look-up Table for all Implementations Under Test (IUT) (CAAS single “O” type).....	22
3.4.2 Generic look-up Table for all Implementations Under Test (IUT) (“XF” type).....	23
3.5 LOCAL AMHS USER ADDRESS BOOK.....	24
3.5.1 Addresses of IUT-A in a local AMHS User address book.....	24
3.5.2 Addresses of IUT-B in a local AMHS User address book.....	26
3.5.3 Addresses of IUT-C in a local AMHS User address book.....	27
3.5.4 Addresses used for loop detection tests.....	27
4. BILATERAL TEST PROCEDURES.....	28
4.1 SUBMISSION, TRANSFER AND DELIVERY OPERATION (AMHS TO AMHS).....	28
4.1.1 IT101 – Submit, transfer and deliver an IPM (UA IUT-A to UA IUT-B).....	28
4.1.2 IT102 – Submit, transfer and deliver an IPM (UA IUT-B to UA IUT-A).....	30
4.1.3 IT103 – Submission, transfer and delivery of an IPM containing a single body part being an FTBP (UA IUT-A to UA IUT-B).....	31
4.1.4 IT104 – Submission, transfer and delivery of an IPM containing a single body part being an FTBP (UA IUT-B to UA IUT-A).....	32
4.1.5 IT105 – Submission, transfer and delivery of an IPM containing two body parts (UA IUT-A to UA IUT-B).....	33
4.1.6 IT106 – Submission, transfer and delivery of an IPM containing two body parts (UA IUT-B to UA IUT-A).....	34
4.2 GATEWAY OPERATIONS (AFTN TO AMHS).....	35
4.2.1 IT201 – Convert an AFTN message to AMHS format (IUT-A).....	35
4.2.2 IT202 – Convert an AFTN message to AMHS format (IUT-B).....	36
4.3 GATEWAY OPERATIONS (AMHS TO AFTN).....	37
4.3.1 IT301 – Convert an IPM generated by the UA of IUT-A to AFTN format.....	37
4.3.2 IT302 – Convert an IPM generated by the UA of IUT-B to AFTN format.....	38
4.4 GATEWAY OPERATIONS (AFTN TO AMHS TO AFTN).....	39
4.4.1 IT401 – Convert an AFTN message to AMHS and back to AFTN format (IUT-A to IUT-B).....	39
4.4.2 IT402 – Convert an AFTN message to AMHS and back to AFTN format (IUT-B to IUT-A).....	40
4.5 GATEWAY OPERATIONS – SPECIAL CASE SCENARIOS.....	41
4.5.1 IT501 – Distribute an IPM to AMHS and AFTN users.....	41
4.5.2 IT502 – Expand a DL addressing both AMHS and AFTN users.....	42
4.5.3 IT503 – Convert an IPM, if the ATS-message-text contains more than 1800 characters.....	43
4.5.4 IT504 – Split an incoming IPM addressing more than 21 AFTN users.....	45
4.5.5 IT505 – Probe Conveyance Test.....	46
4.6 STRESS TRAFFIC SITUATIONS.....	47
4.6.1 IT601 – Stress load.....	47
4.6.2 IT602 – Stress load with long messages.....	48

4.6.3	IT603 – Stress load with IPMs containing a single text body part and IPMs containing a file transfer body part and optionally a text body part.....	49
5.	TRILATERAL TEST PROCEDURES – OPTIONAL.....	50
5.1	SUBMISSION/TRANSFER/DELIVERY AND RELAY OPERATIONS	50
5.1.1	IT701 – Submission /Transfer/Delivery between the partner MTAs.....	50
5.1.2	IT702 – Relay operations	51
5.2	TEST OF SPECIAL SITUATIONS	52
5.2.1	IT801 – Alternate MTA routing.....	52
5.2.2	IT802– Loop detection.....	53
6.	BILATERAL TEST PROCEDURES – TEST SCENARIOS.....	54
6.1	INTRODUCTION	54
6.2	SUBMISSION, TRANSFER AND DELIVERY OPERATION (AMHS TO AMHS).....	55
6.3	GATEWAY OPERATIONS (AFTN TO AMHS)	73
6.4	GATEWAY OPERATIONS (AMHS TO AFTN)	83
6.5	GATEWAY OPERATIONS (AFTN TO AMHS TO AFTN)	93
6.6	GATEWAY OPERATIONS – SPECIAL CASES	103
6.7	STRESS TRAFFIC SITUATIONS	119
7.	TRILATERAL TEST PROCEDURES - OPTIONAL	137
7.1	SUBMISSION/TRANSFER/DELIVERY AND RELAY OPERATIONS	137
7.2	TEST OF SPECIAL SITUATIONS	143
8.	TEST SUMMARY TABLES.....	155
8.1	SUMMARY OF AGREED CONFIGURATION PARAMETERS AMONG TEST PARTNERS	155
8.2	SUMMARY OF BILATERAL TESTS	156
8.3	SUMMARY OF TRILATERAL TESTS – OPTIONAL.....	163
9.	TEST MESSAGE TEMPLATES.....	165
9.1	TEST MESSAGE TEMPLATES FOR IUT-A	165
9.1.1	Input device User Agent (UA): IUTAMHSA.....	165
9.1.2	Input device AFTN Terminal: IUTAFTNA	167
9.2	TEST MESSAGE TEMPLATES FOR IUT-B	168
9.2.1	Input device User Agent (UA): IUTBMHSA.....	168
9.2.2	Input device AFTN Terminal: IUTBFTNA	171
9.3	TEST MESSAGE TEMPLATES FOR MULTILATERAL TESTS	172

References

- [1] ICAO Annex 10 – Aeronautical Telecommunications, Volume II: Communication Procedures
- [2] ICAO Doc 9880-AN/466: Manual on Detailed Technical Specifications for the Aeronautical Telecommunication Network (ATN) using ISO/OSI Standards and Protocols, Part II – Ground-Ground Applications - Air Traffic Services Message Handling Services (ATSMHS), Second Edition – 2016
- [3] EUR Doc 020, EUR AMHS Manual, Main Part
- [4] EUR Doc 020, EUR AMHS Manual, Appendix C, AMHS Testing Requirements
- [5] Aeronautical Communications Panel (ACP), Working Group N – Networking, Subgroup N3 – Ground-Ground Applications, Montreal, 12th-13th May 2005 (Third meeting): Introduction of Standardized Addresses for AMHS Testing (Rev.a), Doc-Ref. ACP-WG N/SGb N3-WP/3-3 Rev.a, 24/Apr/2005
- [6] First Multipartite International Realization of ICAO SARPs AMHS Trials (FIRST), Test Plans for Interoperability Testing, Part 1a: Bilateral Basic Tests
- [7] First Multipartite International Realization of ICAO SARPs AMHS Trials (FIRST), Test Plans for Interoperability Testing, Part 1b: Bilateral Extended Tests
- [8] First Multipartite International Realization of ICAO SARPs AMHS Trials (FIRST), Test Plans for Interoperability Testing, Part 2: Trilateral Network Tests
- [9] EUR/NAT Routing Directory, Part 1 – Documentation
- [10] ICAO Doc 9896: Manual on the Aeronautical Telecommunication Network (ATN) using Internet Protocol Suite (IPS) Standards and Protocols, Second Edition –2015

Table of Figures

FIGURE 1: AMHS INTEROPERABILITY TEST ENVIRONMENT.....	11
FIGURE 2: UA TO UA (IUT-A TO IUT-B).....	12
FIGURE 3: UA TO UA (IUT-B TO IUT-A).....	12
FIGURE 4: AFTN TERMINAL TO UA (IUT-A TO IUT-B).....	12
FIGURE 5: AFTN TERMINAL TO UA (IUT-B TO IUT-A).....	13
FIGURE 6: UA TO AFTN TERMINAL (IUT-A TO IUT-B).....	13
FIGURE 7: UA TO AFTN TERMINAL (IUT-B TO IUT-A).....	13
FIGURE 8: AFTN TERMINAL TO AFTN TERMINAL (IUT-A TO IUT-B)	14
FIGURE 9: AFTN TERMINAL TO AFTN TERMINAL (IUT-B TO IUT-A)	14
FIGURE 10: "RELAY" OPERATION TESTS	15
FIGURE 11: ALTERNATE MTA ROUTING.....	15
FIGURE 12: TRAFFIC LOOP TEST	15
FIGURE 13: ADDRESSING PLAN.....	18

List of Tables

TABLE 1: CONFIGURATION PARAMETERS FOR AMHS INTEROPERABILITY TESTS	17
TABLE 2: GENERIC ADDRESS SPACES OF IUTLAND-A.....	19
TABLE 3: GENERIC ADDRESS SPACES OF IUTLAND-B.....	19
TABLE 4: GENERIC ADDRESS SPACES OF IUTLAND-C.....	19
TABLE 5: DL ADDRESSES OF IUT-A	20
TABLE 6: DL ADDRESSES OF IUT-B.....	20
TABLE 7: AFTN ROUTING TABLE OF IUT-A	20
TABLE 8: X.400 ROUTING TABLE OF IUT-A.....	21
TABLE 9: AFTN ROUTING TABLE OF IUT-B	21
TABLE 10: X.400 ROUTING TABLE OF IUT-B	21
TABLE 11: AFTN ROUTING TABLE OF IUT-C	22
TABLE 12: X.400 ROUTING TABLE OF IUT-C.....	22
TABLE 13: GENERIC LOOK-UP TABLE (CAAS SINGLE "O" TYPE).....	23
TABLE 14: GENERIC LOOK-UP TABLE ("XF" TYPE).....	23
TABLE 15: ADDRESSES OF IUT-A (CAAS SINGLE "O" TYPE) IN A LOCAL AMHS USER ADDRESS BOOK.....	25
TABLE 16: ADDRESSES OF IUT-A ("XF" TYPE) IN A LOCAL AMHS USER ADDRESS BOOK	25
TABLE 17: O/R ADDRESSES IN IUT-A WHICH CANNOT BE CONVERTED INTO AFTN ADDRESSES.....	25
TABLE 18: ADDRESSES OF IUT-B (CAAS SINGLE "O" TYPE) IN A LOCAL AMHS USER ADDRESS BOOK	26
TABLE 19: ADDRESSES OF IUT-B (XF TYPE) IN A LOCAL AMHS USER ADDRESS BOOK	26
TABLE 20: O/R ADDRESSES IN IUT-B WHICH CANNOT BE CONVERTED INTO AFTN ADDRESSES.....	26
TABLE 21: ADDRESSES OF IUT-C (CAAS SINGLE "O" TYPE) IN A LOCAL AMHS USER ADDRESS BOOK	27
TABLE 22: ADDRESSES OF IUT-C (XF TYPE) IN A LOCAL AMHS USER ADDRESS BOOK	27
TABLE 23: ADDRESSES USED FOR LOOP DETECTION TESTS (CAAS SINGLE "O" TYPE)	27
TABLE 24: ADDRESSES USED FOR LOOP DETECTION TESTS (XF TYPE)	27
TABLE 25: TABLE OF RESULTS – TEST CONTROLS OF IT601	119
TABLE 26: GUIDANCE FOR TEST RESULT ASSESSMENT.....	120
TABLE 27: TABLE OF RESULTS – TEST CONTROLS OF IT602	125
TABLE 28: IT603 MESSAGES – DIRECTION IUT-A TO IUT-B.....	128
TABLE 29: IT603 MESSAGES – DIRECTION IUT-B TO IUT-A.....	128
TABLE 30: TABLE OF RESULTS – TEST CONTROLS OF IT603	130
TABLE 31: CONFIGURATION PARAMETERS FOR AMHS INTEROPERABILITY TESTS	156
TABLE 32: BILATERAL TEST SUMMARY TABLE.....	162
TABLE 33: OPTIONAL TRILATERAL TEST SUMMARY TABLE.....	164

1. Introduction

1.1 Purpose of the Document

The purpose of the document is to define the functional tests for AMHS Interoperability in order to ensure the end-to-end interoperability between AMHS systems under test. These tests are performed after the successful completion of AMHS conformance testing, through which the compliance of all systems under test to the AMHS technical specifications has been demonstrated.

For this reason the data used in the interoperability tests are generated either:

- manually; or,
- using records obtained by copy (duplication) and storage of some real traffic occurred among users in service; or
- using parallel duplicated traffic.

Implementations tested in this phase will not be operational systems, but test beds in order to neither disturb the real traffic nor cause potential outages in the operational systems.

As a summary, the correct performance of the interoperability tests included in this document is the previous step to progress the IUT towards a future operational system; this will be done by means of a transition plan to real traffic in the future operational environment.

1.2 Document Structure

Chapter 2 presents the test environment used for AMHS interoperability testing.

Chapter 3 defines the addressing plan implemented in the test environment.

Chapters 4 and 5 contain the general description of the bilateral and trilateral test procedures with subsections for each AMHS functional area. Each test procedure is presented in a structured way consisting of

- defined test criteria,
- a (brief) scenario description,
- reference to the relevant part of the standard specification (Doc 9880, Part II, section),
- reference to similar test(s) performed in the FIRST interoperability tests [6] [7],

Chapters 6 and 7 contain the detailed test-case descriptions for the bilateral and trilateral test procedures.

Chapter 8 contains the templates for the test messages.

1.3 Test Identification Scheme

Each Interoperability Test procedure has an identifier in the form

ITxnn;

where IT is an acronym for Interoperability Test, *x* is a number identifying the test group¹ and *nn* is a consecutive number identifying the individual test procedure.

Test procedures are classified in two blocks: Bilateral Tests and Trilateral Tests.

The bilateral test groups consist of tests using messages specifically generated by IUTs for trials. The following six groups have been identified:

- testing of submission, transfer and delivery operations (x=1),
- testing of gateway operations converting a user message from AFTN to AMHS (x=2),
- testing of gateway operations converting a user message from AMHS to AFTN (x=3),
- testing of gateway operations converting a user message from AFTN to AMHS and back to AFTN (x=4),
- testing of gateway operations – special cases (x=5)and
- testing of stress traffic situations (x=6)

The two trilateral test groups are:

- testing of transfer (relay) operations (x=7),
- testing of special situations (alternate routing, traffic loop) (x=8).

¹ Test groups for AMHS conformance tests have been identified in [4].

2. AMHS Interoperability Test Environment

2.1 Application infrastructure

Both AMHS Implementations Under Test (IUTs) are complete systems constituted by AFTN, AMHS and AFTN/AMHS Gateway components, with corresponding AFTN and AMHS user terminals and supervision positions, as decided locally by the corresponding organization.

In each IUT, an AMHS User Agent is used in submission and delivery tests. Gateway tests involve an AFTN user terminal. The use of the Monitor & Control Position is required in order to observe the outcome of the conversion processes, especially in out-of-line situations.

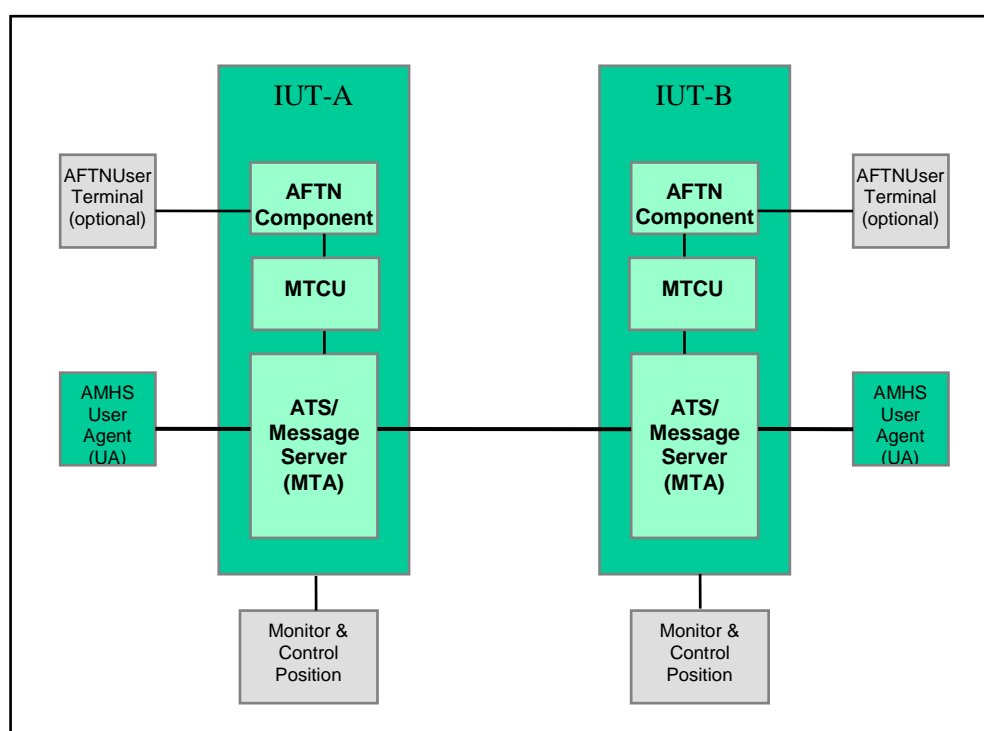


Figure 1: AMHS Interoperability Test Environment

Figure 1 shows the test environment used for AMHS interoperability tests. Both IUTs will be interconnected via AMHS transfer ports supporting the X.400/P1 protocol over a TCP/IP/LAN.

Note.— In Figure 1 the AFTN Terminal is directly connected to the AFTN Component in an abstract way. There may exist different implementations with an AFTN component only connected to an AFTN switch or integrated AFTN/AMHS switches. For the interoperability tests it does not matter whether the AFTN Terminal is connected directly or indirectly.

The components of the test environment as depicted in Figure 1 are involved in the test procedures in following way:

Submission, Transfer and Delivery operation tests (AMHS => AMHS) (x=1):

AMHS User Agent => ATS Message Server => ATS Message Server => AMHS User Agent

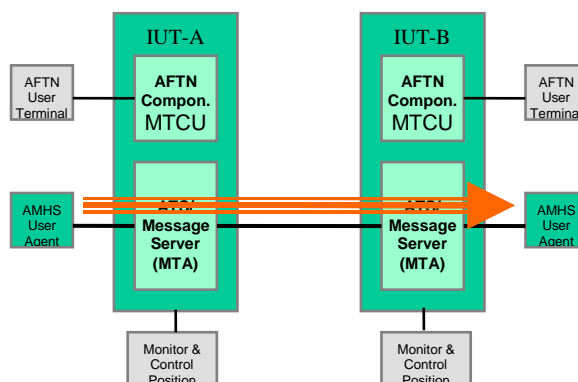


Figure 2: UA to UA (IUT-A to IUT-B)

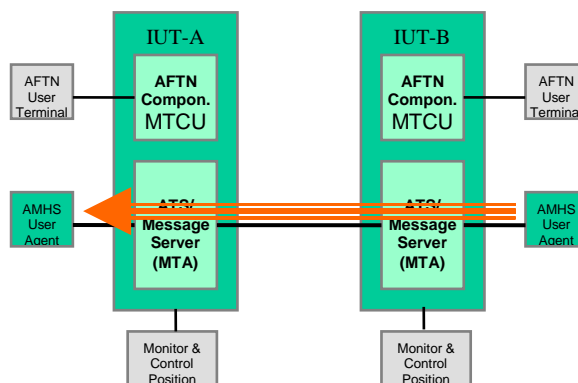


Figure 3: UA to UA (IUT-B to IUT-A)

AMHS / AFTN gateway tests (AFTN => AMHS) (x=2):

AFTN Terminal => Gateway and ATS Message Server => UA

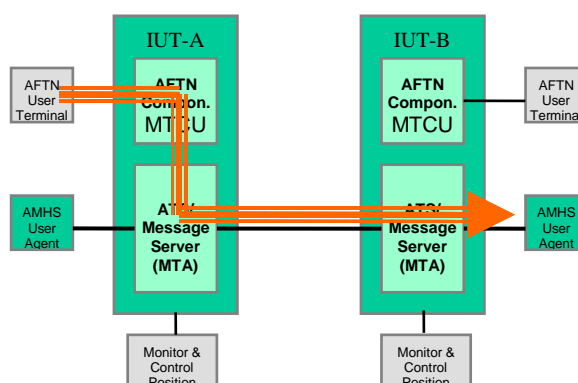


Figure 4: AFTN Terminal to UA (IUT-A to IUT-B)

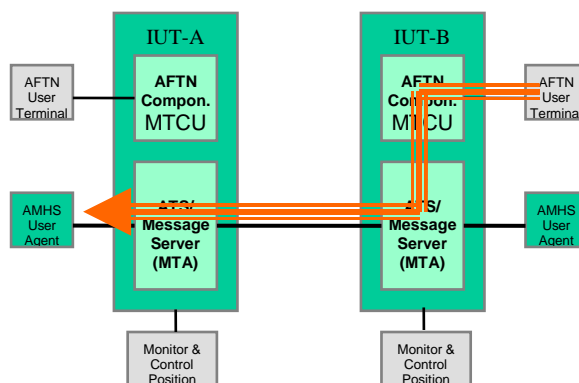


Figure 5: AFTN Terminal to UA (IUT-B to IUT-A)

AMHS / AFTN gateway tests (AMHS => AFTN) (x=3):

UA => ATS Message Server and Gateway => AFTN Terminal

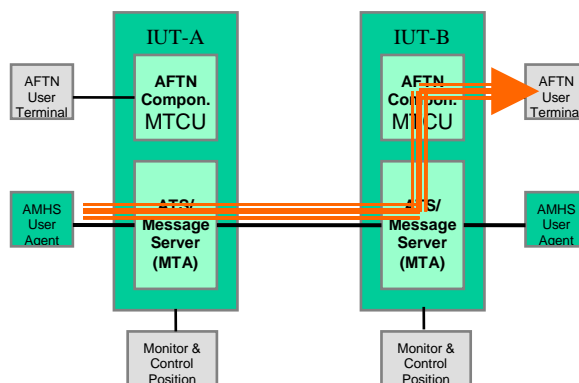


Figure 6: UA to AFTN Terminal (IUT-A to IUT-B)

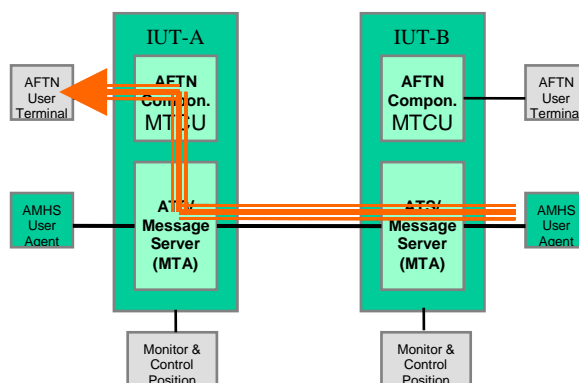


Figure 7: UA to AFTN Terminal (IUT-B to IUT-A)

AMHS / AFTN gateway tests (AFTN => AMHS => AFTN) (x=4):

AFTN Terminal => Gateway => ATS Message Servers => Gateway => AFTN Terminal

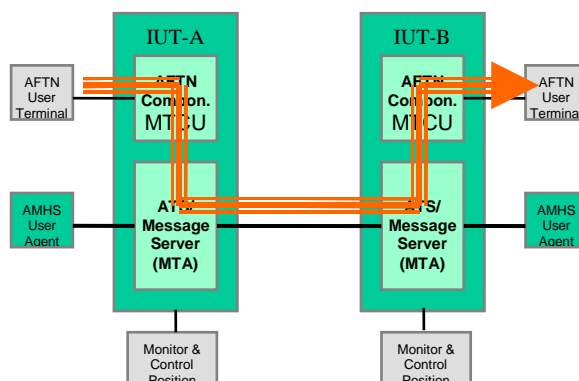


Figure 8: AFTN Terminal to AFTN Terminal (IUT-A to IUT-B)

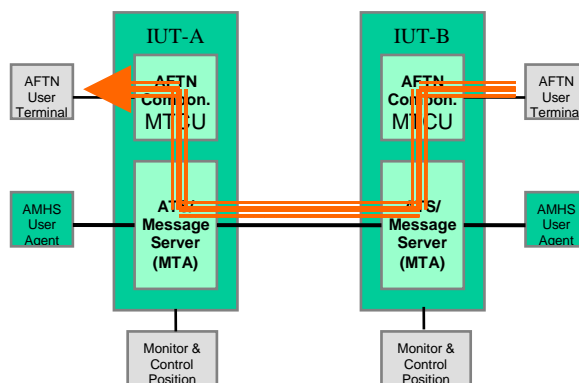


Figure 9: AFTN Terminal to AFTN Terminal (IUT-B to IUT-A)

Gateway Operations – special case scenarios (x=5)

For the special case scenarios different combinations of the flows shown above are used.

Stress traffic situations (x=6)

Depending on the stress scenario chosen combinations of the flows shown above are used.

“Relay” operation tests (x=7) – (optional - additional test partner required – IUT-C)

Peer IUT => IUT (ATS Message Server) => peer IUT

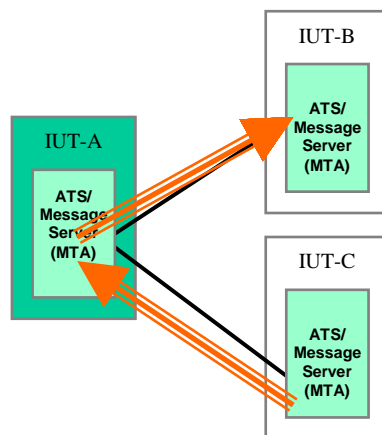


Figure 10: “Relay” operation tests

Testing of special situations (x=8) – (optional - additional test partner required – IUT-C and – additional connectivity required IUT-B - IUT-C)

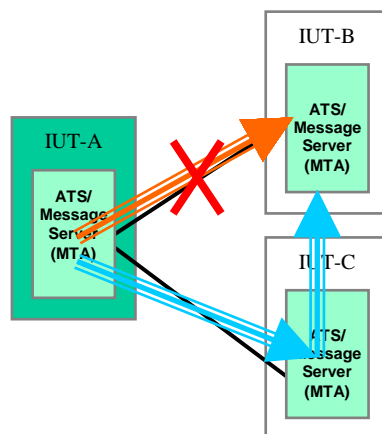


Figure 11: Alternate MTA routing

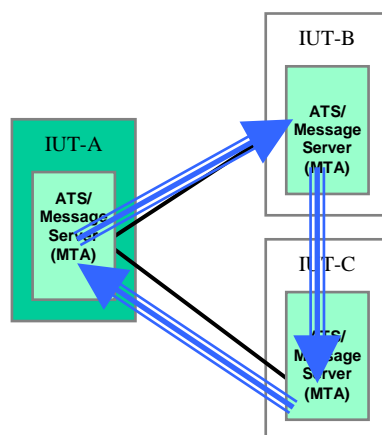


Figure 12: Traffic loop test

2.2 Transport infrastructure

To perform the bilateral interoperability tests, an underlying infrastructure for message transport between the two IUTs has to be agreed.

In case of multilateral tests an underlying infrastructure for message transport between the involved IUTs (minimum three) has to be agreed.

In the EUR Region the infrastructure to be used is based in the TCP/IP protocol (IPv4/IPv6). However, other, “non-standard” solutions may be used for testing. Those refer to the actual network environment or other means offered by communications suppliers, such as ADSL, public internet; in this case, agreement among the parties is necessary due to the potential impact of this solution on the configuration of the timers of the systems concerned, as compared to the standard solution.

2.3 General parameters to be agreed

The AMHS systems involved in the interoperability tests are expected to be “as close as possible” to the operational systems in terms of hardware and software.

The following entries and/or parameters shall be agreed between the test partners. It is recommended to use the default values.

Parameter	Default Values			Remarks
	TEST PARTNER 1	TEST PARTNER 2	TEST PARTNER 3	
IP addresses	to be agreed bilaterally	to be agreed bilaterally	to be agreed	In line with the EUROCONTROL IP address allocation plan
TCP Port	102	102	102	Doc 9896, section 1.2
S/W release versions				
MTA name	MTA-IUTA-1	MTA-IUTB-1	MTA-IUTC-1	As per AMHSM section 8.2 <i>See Note below</i>
MTA password	ICAO-IUTA-1	ICAO-IUTB-1	ICAO-IUTC-1	As per AMHSM section 8.2 <i>See Note below</i>
Calling Presentation Address	No	No	No	Yes or No Depending on SW implementation, parameter may have to be Yes
Authentication requirements	Simple	Simple	Simple	Simple, strong or bilateral. Not mandated but may be agreed among test partners.
TSAP addresses	to be agreed bilaterally	to be agreed bilaterally	to be agreed	Hex e.g. ‘544350’ (“TCP”) or ‘4D4853’ (“MHS”)

Parameter	Default Values			Remarks
	TEST PARTNER 1	TEST PARTNER 2	TEST PARTNER 3	
Protocol type	X.400/1988	X.400/1988	X.400/1988	IPM 1984 phased out (AMHSM App.B)
Type of associations	monologue	monologue	monologue	Monologue or Two-way alternate (AMHSM App. B)
Number of associations incoming				The number of incoming associations should be equal to the number of outgoing ones.
Number of associations outgoing				
Connection	Dynamic	Dynamic	Dynamic	Permanent or Dynamic
Minimum message size support	4 Mbytes	4 Mbytes	4 Mbytes	(AMHSM App. B)
Addressing scheme				XF or CAAS with single or multiple O
Type of body part used in IPMs by UA	general-text-body-part with ISO646 repertoire	general-text-body-part with ISO646 repertoire	general-text-body-part with ISO646 repertoire	ia5-text, ia5-text-body-part, or general-text-body-part with ISO646 repertoire

Table 1: Configuration parameters for AMHS Interoperability tests

Note.- Upon agreement of the test partners involved, the default values of the MTA name and MTA password could include location indicators based on the corresponding ICAO two letter State/territory identifier, as may be found in ICAO Doc 7910.

3. Addressing Plan for AMHS Interoperability Testing

3.1 User addresses

To meet the scope of testing, the test-address space used by AMHS Interoperability Testing should include, for each IUT, the respective AFTN and AMHS addresses and the corresponding AMHS PRMD.

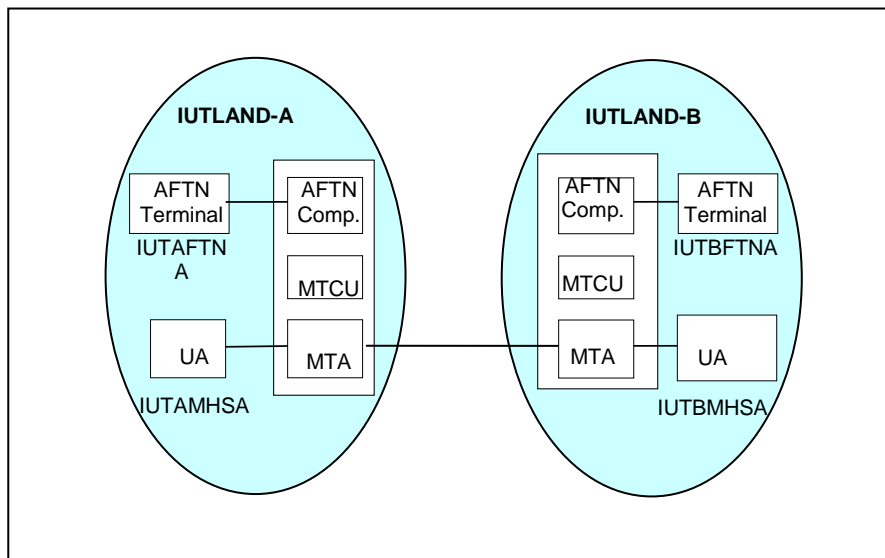


Figure 13: Addressing Plan

The original, operational AMHS and AFTN addresses assigned to the COM Centre could be used as test addresses for each IUT. To distinguish between operational and test addresses it is recommended to use a generic address space taken from fictitious PRMD/AFTN countries IUTLAND-A and IUTLAND-B. This includes generic user addresses IUTAFTNA and IUTAMHSA for IUTLAND-A as well as IUTBFTNA and IUTBMHSA for IUTLAND-B, which may be mapped either according to the CAAS (preferred, or a more comprehensive set of addresses in case of CAAS with multiple "O" values) or the XF addressing scheme.

This approach has been applied to all addressing aspects of interoperability testing specified in this Appendix, including formulation of DL addresses, AFTN and X.400 Routing Tables, the generic Look-up Table and the Local AMHS User address book.

The following tables show the generic address space assigned to the two IUTs and a third IUT if trilateral network tests are performed.

Alternatively, upon agreement of the test partners involved, AMHS and AFTN addresses similar to the operational addresses assigned to the COM Centre, could be used as test addresses for each IUT. Caution should be taken so that these addresses are not operationally transmitted. For example, test addresses could include location indicators based on the corresponding ICAO two letter State/territory identifier, as may be found in ICAO Doc7910. This alternative would then be applied to all addressing aspects of interoperability testing, including formulation of user addresses, formulation of DL addresses, AFTN and X.400 Routing Tables, the generic Look-up Table and the Local AMHS User address book.

CAAS (preferred) – single "O"	CAAS – multiple "O"	XF
C = XX ADMD = ICAO PRMD = IUTLAND-A O = A-REGION OU1 = IUTA CN = IUTAFTNA ... IUTAMHSA	C = XX ADMD = ICAO PRMD = IUTLAND-A O = A-REGION1 OU1 = IUTA CN = IUTAFTNA ... IUTAMHSA O = A-REGION2 OU1 = IUAA CN = IUAAFTNA ... IUAAAMHSA	C = XX ADMD = ICAO PRMD = IUTLAND-A O = AFTN OU1 = IUTAFTNA ... IUTAMHSA

Table 2: Generic address spaces of IUTLAND-A

CAAS (preferred) – single "O"	CAAS – multiple "O"	XF
C = XX ADMD = ICAO PRMD = IUTLAND-B O = B-REGION OU1 = IUTB CN = IUTBFTNA ... IUTBMHSA	C = XX ADMD = ICAO PRMD = IUTLAND-B O = B-REGION1 OU1 = IUTB CN = IUTBFTNA ... IUTBMHSA O = B-REGION2 OU1 = IUBB CN = IUBBFTNA ... IUBBMHSA	C = XX ADMD = ICAO PRMD = IUTLAND-B O = AFTN OU1 = IUTBFTNA ... IUTBMHSA

Table 3: Generic address spaces of IUTLAND-B

CAAS (preferred) – single "O"	CAAS – multiple "O"	XF
C = XX ADMD = ICAO PRMD = IUTLAND-C O = C-REGION OU1 = IUTC CN = IUTCFTNA ... IUTCMHSA	C = XX ADMD = ICAO PRMD = IUTLAND-C O = B-REGION1 OU1 = IUTC CN = IUTCFTNA ... IUTCMHSA O = B-REGION2 OU1 = IUCC CN = IUCCFTNA ... IUCCMHSA	C = XX ADMD = ICAO PRMD = IUTLAND-C O = AFTN OU1 = IUTCFTNA ... IUTCMHSA

Table 4: Generic address spaces of IUTLAND-C

3.2 DL addresses

Distribution List name	Addresses included in the DL	Remarks
IUTADLLO	IUTBFTNA IUTBFTNB IUTBMHSA	
IUTADLRE	IUTAFTNA IUTAFTNB IUTAMHSA	

Table 5: DL addresses of IUT-A

Distribution List name	Addresses included in the DL	Remarks
IUTBDLLO	IUTAFTNA IUTAFTNB IUTAMHSA	
IUTBDLRE	IUTBFTNA IUTBFTNB IUTBMHSA	

Table 6: DL addresses of IUT-B

3.3 AFTN and X.400 Routing Tables

3.3.1 AFTN and X.400 Routing Tables of IUT-A

AFTN Routing Indicator	Routing direction	Remarks
IUTAFT*	AFTN Terminal	
IUTA*	MTCU	
IUTB*	MTCU	
IUTC*	MTCU	

Table 7: AFTN Routing Table of IUT-A

X.400 Routing Indicator	Routing direction	Remarks
/C=XX/A=ICAO/P=IUTLAND-A /O=A-REGION/OU1=IUTA/CN=IUTAMHSA/	UA IUT-A	If CAAS “single “O” type
/C=XX/A=ICAO/P=IUTLAND-A /O=A-REGION/OU1=IUTA/CN=IUTAMHSB/	UA IUT-A	If CAAS “single “O” type
/C=XX/A=ICAO/P=IUTLAND-A /O=A-REGION/OU1=IUTA/CN=IUTAMHSC/	UA IUT-A	If CAAS “single “O” type
/C=XX/A=ICAO/P=IUTLAND-A /O=AFTN/OU1=IUTAMHSA/	UA IUT-A	If “XF” type
/C=XX/A=ICAO/P=IUTLAND-A /O=AFTN/OU1=IUTAMHSB/	UA IUT-A	If “XF” type
/C=XX/A=ICAO/P=IUTLAND-A /O=AFTN/OU1=IUTAMHSC/	UA IUT-A	If “XF” type
/C=XX/A=ICAO/P=IUTLAND-A	MTCU	
/C=XX/A=ICAO/P=IUTLAND-B	MTA-IUTB-1	See note below
/C=XX/A=ICAO/P=IUTLAND-C	MTA-IUTC-1	See note below
/C=XX/A=ICAO/P=IUTLAND-X	MTA-IUTB-1	See note below

Table 8: X.400 Routing Table of IUT-A

Note.— The naming scheme described in [3], Chapter 8 is used.

3.3.2 AFTN and X.400 Routing Tables of IUT-B

AFTN Routing Indicator	Routing direction	Remarks
IUTBFT*	AFTN Terminal	
IUTA*	MTCU	
IUTB*	MTCU	
IUTC*	MTCU	

Table 9: AFTN Routing Table of IUT-B

X.400 Routing Indicator	Routing direction	Remarks
/C=XX/A=ICAO/P=IUTLAND-B /O=B-REGION/OU1=IUTB/CN=IUTBMHSA/	UA IUT-B	If CAAS “single “O” type
/C=XX/A=ICAO/P=IUTLAND-B /O=B-REGION/OU1=IUTB/CN=IUTBMHSB/	UA IUT-B	If CAAS “single “O” type
/C=XX/A=ICAO/P=IUTLAND-B /O=B-REGION/OU1=IUTB/CN=IUTBMHSC/	UA IUT-B	If CAAS “single “O” type
/C=XX/A=ICAO/P=IUTLAND-B /O=AFTN/OU1=IUTBMHSA/	UA IUT-B	If “XF” type
/C=XX/A=ICAO/P=IUTLAND-B /O=AFTN/OU1=IUTBMHSB/	UA IUT-B	If “XF” type
/C=XX/A=ICAO/P=IUTLAND-B /O=AFTN/OU1=IUTBMHSC/	UA IUT-B	If “XF” type
/C=XX/A=ICAO/P=IUTLAND-B	MTCU	
/C=XX/A=ICAO/P=IUTLAND-A	MTA-IUTA-1	See note in 3.3.1
/C=XX/A=ICAO/P=IUTLAND-C	MTA-IUTC-1	See note in 3.3.1
/C=XX/A=ICAO/P=IUTLAND-X	MTA-IUTC-1	See note in 3.3.1

Table 10: X.400 Routing Table of IUT-B

3.3.3 AFTN and X.400 Routing Tables of IUT-C

AFTN Routing Indicator	Routing direction	Remarks
IUTCFT*	AFTN Terminal	
IUTA*	MTCU	
IUTB*	MTCU	
IUTC*	MTCU	

Table 11: AFTN Routing Table of IUT-C

X.400 Routing Indicator	Routing direction	Remarks
/C=XX/A=ICAO/P=IUTLAND-C /O=C-REGION/OU1=IUTC/CN=IUTCMHSA/	UA IUT-C	If CAAS “single “O” type
/C=XX/A=ICAO/P=IUTLAND-C /O=C-REGION/OU1=IUTC/CN=IUTCMHSB/	UA IUT-C	If CAAS “single “O” type
/C=XX/A=ICAO/P=IUTLAND-C /O=C-REGION/OU1=IUTC/CN=IUTCMHSC/	UA IUT-C	If CAAS “single “O” type
/C=XX/A=ICAO/P=IUTLAND-C /O=AFTN/OU1=IUTCMHSA/	UA IUT-C	If “XF” type
/C=XX/A=ICAO/P=IUTLAND-C /O=AFTN/OU1=IUTCMHSB/	UA IUT-C	If “XF” type
/C=XX/A=ICAO/P=IUTLAND-C /O=AFTN/OU1=IUTCMHSC/	UA IUT-C	If “XF” type
/C=XX/A=ICAO/P=IUTLAND-C	MTCU	
/C=XX/A=ICAO/P=IUTLAND-A	MTA-IUTA-1	See note in 3.3.1
/C=XX/A=ICAO/P=IUTLAND-B	MTA-IUTB-1	See note in 3.3.1
/C=XX/A=ICAO/P=IUTLAND-X	MTA-IUTA-1	See note in 3.3.1

Table 12: X.400 Routing Table of IUT-C

3.4 Look-up Table

3.4.1 Generic look-up Table for all Implementations Under Test (IUT) (CAAS single “O” type)

AFTN address	O/R Address (CAAS single “O” type)
IUTAFTN*	/C=XX/A=ICAO/P=IUTLAND-A/O=A-REGION/OU1=IUTA/
IUTAFTA*	/C=XX/A=ICAO/P=IUTLAND-A/O=A-REGION/OU1=IUTA/
IUTAMHSA	/C=XX/A=ICAO/P=IUTLAND-A/O=A-REGION/OU1=IUTA/CN=IUTAMHSA/
IUTAMHSB	/C=XX/A=ICAO/P=IUTLAND-A/O=A-REGION/OU1=IUTA/CN=IUTAMHSB/
IUTAMHSC	/C=XX/A=ICAO/P=IUTLAND-A/O=A-REGION/OU1=IUTA/CN=IUTAMHSC/
IUTADLLO	/C=XX/A=ICAO/P=IUTLAND-A/O=A-REGION/OU1=IUTA/CN=IUTADLLO/
IUTADLRE	/C=XX/A=ICAO/P=IUTLAND-A/O=A-REGION/OU1=IUTA/CN=IUTADLRE/

AFTN address	O/R Address (CAAS single “O” type)
IUTBFTN*	/C=XX/A=ICAO/P=IUTLAND-B/O=B-REGION/OU1=IUTB/
IUTBFTA*	/C=XX/A=ICAO/P=IUTLAND-B/O=B-REGION/OU1=IUTB/
IUTBMHSA	/C=XX/A=ICAO/P=IUTLAND-B/O=B-REGION/OU1=IUTB/CN=IUTBMHSA/
IUTBMHSB	/C=XX/A=ICAO/P=IUTLAND-B/O=B-REGION/OU1=IUTB/CN=IUTBMHSB/
IUTBMHSC	/C=XX/A=ICAO/P=IUTLAND-B/O=B-REGION/OU1=IUTB/CN=IUTBMHSC/
IUTBDLLO	/C=XX/A=ICAO/P=IUTLAND-B/O=B-REGION/OU1=IUTB/CN=IUTBDLLO/
IUTBDLRE	/C=XX/A=ICAO/P=IUTLAND-B/O=B-REGION/OU1=IUTB/CN=IUTBDLRE/
IUTCFTNA	/C=XX/A=ICAO/P=IUTLAND-C/O=C-REGION/OU1=IUTC/CN=IUTCFTNA/
IUTCMHSA	/C=XX/A=ICAO/P=IUTLAND-C/O=C-REGION/OU1=IUTC/CN=IUTCMHSA/
IUTXLOOP	/C=XX/A=ICAO/P=IUTLAND-X/O=X-REGION/OU1=IUTX/CN=IUTXLOOP/

Table 13: Generic look-up table (CAAS single “O” type)

3.4.2 Generic look-up Table for all Implementations Under Test (IUT) (“XF” type)

AFTN address	O/R Address (“XF” type)
IUTAFTN*	/C=XX/A=ICAO/P=IUTLAND-A/
IUTAFTA*	/C=XX/A=ICAO/P=IUTLAND-A/
IUTAMHSA	/C=XX/A=ICAO/P=IUTLAND-A/O=AFTN/OU1=IUTAMHSA/
IUTAMHSB	/C=XX/A=ICAO/P=IUTLAND-A/O=AFTN/OU1=IUTAMHSB/
IUTAMHSC	/C=XX/A=ICAO/P=IUTLAND-A/O=AFTN/OU1=IUTAMHSC/
IUTADLLO	/C=XX/A=ICAO/P=IUTLAND-A/O=AFTN/OU1=IUTADLLO/
IUTADLRE	/C=XX/A=ICAO/P=IUTLAND-A/O=AFTN/OU1=IUTADLRE/
IUTBFTN*	/C=XX/A=ICAO/P=IUTLAND-B/
IUTBFTA*	/C=XX/A=ICAO/P=IUTLAND-B/
IUTBMHSA	/C=XX/A=ICAO/P=IUTLAND-B/O=AFTN/OU1=IUTBMHSA/
IUTBMHSB	/C=XX/A=ICAO/P=IUTLAND-B/O=AFTN/OU1=IUTBMHSB/
IUTBMHSC	/C=XX/A=ICAO/P=IUTLAND-B/O=AFTN/OU1=IUTBMHSC/
IUTBDLLO	/C=XX/A=ICAO/P=IUTLAND-B/O=AFTN/OU1=IUTBDLLO/
IUTBDLRE	/C=XX/A=ICAO/P=IUTLAND-B/O=AFTN/OU1=IUTBDLRE/
IUTCFTNA	/C=XX/A=ICAO/P=IUTLAND-C/O=AFTN/OU1=IUTCFTNA/
IUTCMHSA	/C=XX/A=ICAO/P=IUTLAND-C/O=AFTN/OU1=IUTCMHSA/
IUTXLOOP	/C=XX/A=ICAO/P=IUTLAND-X/O=AFTN/OU1=IUTXLOOP/

Table 14: Generic look-up table (“XF” type)

Note.– There are further possibilities: IUT-A could have XF addressing scheme whilst IUT-B has CAAS, or vice-versa. In such a case, the corresponding table entries are selected. To simplify matters it is recommended to use CAAS single “O” type or “XF” type only.

3.5 Local AMHS User address book

3.5.1 Addresses of IUT-A in a local AMHS User address book

If IUT-A is configured as a domain using the CAAS addressing scheme, the entries as in Table 15 and Table 17 are used within the tests. If IUT-A is configured as a domain using the XF addressing scheme, the entries as in Table 16 and Table 17 are used. The test partners may include the addresses into their local address books.

Nick name	O/R Address (CAAS single "O" type)
IUTAFTNA	/C=XX/A=ICAO/P=IUTLAND-A/O=A-REGION/OU1=IUTA/CN=IUTAFTNA/
IUTAFTNB	/C=XX/A=ICAO/P=IUTLAND-A/O=A-REGION/OU1=IUTA/CN=IUTAFTNB/
IUTAFTNC	/C=XX/A=ICAO/P=IUTLAND-A/O=A-REGION/OU1=IUTA/CN=IUTAFTNC/
IUTAFTND	/C=XX/A=ICAO/P=IUTLAND-A/O=A-REGION/OU1=IUTA/CN=IUTAFTND/
IUTAFTNE	/C=XX/A=ICAO/P=IUTLAND-A/O=A-REGION/OU1=IUTA/CN=IUTAFTNE/
IUTAFTNF	/C=XX/A=ICAO/P=IUTLAND-A/O=A-REGION/OU1=IUTA/CN=IUTAFTNF/
IUTAFTNG	/C=XX/A=ICAO/P=IUTLAND-A/O=A-REGION/OU1=IUTA/CN=IUTAFTNG/
IUTAFTNH	/C=XX/A=ICAO/P=IUTLAND-A/O=A-REGION/OU1=IUTA/CN=IUTAFTNH/
IUTAFTNI	/C=XX/A=ICAO/P=IUTLAND-A/O=A-REGION/OU1=IUTA/CN=IUTAFTNI/
IUTAFTNJ	/C=XX/A=ICAO/P=IUTLAND-A/O=A-REGION/OU1=IUTA/CN=IUTAFTNJ/
IUTAFTNK	/C=XX/A=ICAO/P=IUTLAND-A/O=A-REGION/OU1=IUTA/CN=IUTAFTNK/
IUTAFTNL	/C=XX/A=ICAO/P=IUTLAND-A/O=A-REGION/OU1=IUTA/CN=IUTAFTNL/
IUTAFTNM	/C=XX/A=ICAO/P=IUTLAND-A/O=A-REGION/OU1=IUTA/CN=IUTAFTNM/
IUTAFTNN	/C=XX/A=ICAO/P=IUTLAND-A/O=A-REGION/OU1=IUTA/CN=IUTAFTNN/
IUTAFTNO	/C=XX/A=ICAO/P=IUTLAND-A/O=A-REGION/OU1=IUTA/CN=IUTAFTNO/
IUTAFTNP	/C=XX/A=ICAO/P=IUTLAND-A/O=A-REGION/OU1=IUTA/CN=IUTAFTNP/
IUTAFTNQ	/C=XX/A=ICAO/P=IUTLAND-A/O=A-REGION/OU1=IUTA/CN=IUTAFTNQ/
IUTAFTNR	/C=XX/A=ICAO/P=IUTLAND-A/O=A-REGION/OU1=IUTA/CN=IUTAFTNR/
IUTAFTNS	/C=XX/A=ICAO/P=IUTLAND-A/O=A-REGION/OU1=IUTA/CN=IUTAFTNS/
IUTAFTNT	/C=XX/A=ICAO/P=IUTLAND-A/O=A-REGION/OU1=IUTA/CN=IUTAFTNT/
IUTAFTNU	/C=XX/A=ICAO/P=IUTLAND-A/O=A-REGION/OU1=IUTA/CN=IUTAFTNU/
IUTAFTNV	/C=XX/A=ICAO/P=IUTLAND-A/O=A-REGION/OU1=IUTA/CN=IUTAFTNV/
IUTAFTNW	/C=XX/A=ICAO/P=IUTLAND-A/O=A-REGION/OU1=IUTA/CN=IUTAFTNW/
IUTAFTNX	/C=XX/A=ICAO/P=IUTLAND-A/O=A-REGION/OU1=IUTA/CN=IUTAFTNX/
IUTAFTNY	/C=XX/A=ICAO/P=IUTLAND-A/O=A-REGION/OU1=IUTA/CN=IUTAFTNY/
IUTAFTAA	/C=XX/A=ICAO/P=IUTLAND-A/O=A-REGION/OU1=IUTA/CN=IUTAFTAA/
IUTAFTAB	/C=XX/A=ICAO/P=IUTLAND-A/O=A-REGION/OU1=IUTA/CN=IUTAFTAB/
IUTAFTAC	/C=XX/A=ICAO/P=IUTLAND-A/O=A-REGION/OU1=IUTA/CN=IUTAFTAC/
IUTAFTAD	/C=XX/A=ICAO/P=IUTLAND-A/O=A-REGION/OU1=IUTA/CN=IUTAFTAD/
IUTAFTAE	/C=XX/A=ICAO/P=IUTLAND-A/O=A-REGION/OU1=IUTA/CN=IUTAFTAE/
IUTAFTAF	/C=XX/A=ICAO/P=IUTLAND-A/O=A-REGION/OU1=IUTA/CN=IUTAFTAF/
IUTAFTAG	/C=XX/A=ICAO/P=IUTLAND-A/O=A-REGION/OU1=IUTA/CN=IUTAFTAG/
IUTAFTAH	/C=XX/A=ICAO/P=IUTLAND-A/O=A-REGION/OU1=IUTA/CN=IUTAFTAH/
IUTAFTAI	/C=XX/A=ICAO/P=IUTLAND-A/O=A-REGION/OU1=IUTA/CN=IUTAFTAI/
IUTAFTAJ	/C=XX/A=ICAO/P=IUTLAND-A/O=A-REGION/OU1=IUTA/CN=IUTAFTAJ/
IUTAFTAK	/C=XX/A=ICAO/P=IUTLAND-A/O=A-REGION/OU1=IUTA/CN=IUTAFTAK/
IUTAFTAL	/C=XX/A=ICAO/P=IUTLAND-A/O=A-REGION/OU1=IUTA/CN=IUTAFTAL/
IUTAFTAM	/C=XX/A=ICAO/P=IUTLAND-A/O=A-REGION/OU1=IUTA/CN=IUTAFTAM/
IUTAFTAN	/C=XX/A=ICAO/P=IUTLAND-A/O=A-REGION/OU1=IUTA/CN=IUTAFTAN/

Nick name	O/R Address (CAAS single “O” type)
IUTAFTAO	/C=XX/A=ICAO/P=IUTLAND-A/O=A-REGION/OU1=IUTA/CN=IUTAFTAO/
IUTAFTAP	/C=XX/A=ICAO/P=IUTLAND-A/O=A-REGION/OU1=IUTA/CN=IUTAFTAP/
IUTAFTAQ	/C=XX/A=ICAO/P=IUTLAND-A/O=A-REGION/OU1=IUTA/CN=IUTAFTAQ/
IUTAFTAR	/C=XX/A=ICAO/P=IUTLAND-A/O=A-REGION/OU1=IUTA/CN=IUTAFTAR/
IUTAFTAS	/C=XX/A=ICAO/P=IUTLAND-A/O=A-REGION/OU1=IUTA/CN=IUTAFTAS/
IUTAFTAT	/C=XX/A=ICAO/P=IUTLAND-A/O=A-REGION/OU1=IUTA/CN=IUTAFTAT/
IUTAFTAU	/C=XX/A=ICAO/P=IUTLAND-A/O=A-REGION/OU1=IUTA/CN=IUTAFTAU/
IUTAFTAV	/C=XX/A=ICAO/P=IUTLAND-A/O=A-REGION/OU1=IUTA/CN=IUTAFTAV/
IUTAFTAW	/C=XX/A=ICAO/P=IUTLAND-A/O=A-REGION/OU1=IUTA/CN=IUTAFTAW/
IUTAFTAX	/C=XX/A=ICAO/P=IUTLAND-A/O=A-REGION/OU1=IUTA/CN=IUTAFTAX/
IUTAFTAY	/C=XX/A=ICAO/P=IUTLAND-A/O=A-REGION/OU1=IUTA/CN=IUTAFTAY/
IUTAMHSA	/C=XX/A=ICAO/P=IUTLAND-A/O=A-REGION/OU1=IUTA/CN=IUTAMHSA/
IUTAMHSB	/C=XX/A=ICAO/P=IUTLAND-A/O=A-REGION/OU1=IUTA/CN=IUTAMHSB/
IUTAMHSC	/C=XX/A=ICAO/P=IUTLAND-A/O=A-REGION/OU1=IUTA/CN=IUTAMHSC/
IUTADLLO	/C=XX/A=ICAO/P=IUTLAND-A/O=A-REGION/OU1=IUTA/CN=IUTADLLO/
IUTADLRE	/C=XX/A=ICAO/P=IUTLAND-A/O=A-REGION/OU1=IUTA/CN=IUTADLRE/

Table 15: Addresses of IUT-A (CAAS single “O” type) in a local AMHS user address book

Nick name	O/R Address (“XF” type)
IUTAFTNA	/C=XX/A=ICAO/P=IUTLAND-A/O=AFTN/OU1=IUTAFTNA/
IUTAFTNB	/C=XX/A=ICAO/P=IUTLAND-A/O=AFTN/OU1=IUTAFTNB/
IUTAFTNC	/C=XX/A=ICAO/P=IUTLAND-A/O=AFTN/OU1=IUTAFTNC/
till	To be continued till
IUTAFTNY	/C=XX/A=ICAO/P=IUTLAND-A/O=AFTN/OU1=IUTAFTNY/
IUTAFTAA	/C=XX/A=ICAO/P=IUTLAND-A/O=AFTN/OU1=IUTAFTAA/
till	To be continued till
IUTAFTAY	/C=XX/A=ICAO/P=IUTLAND-A/O=AFTN/OU1=IUTAFTAY/
IUTAMHSA	/C=XX/A=ICAO/P=IUTLAND-A/O=AFTN/OU1=IUTAMHSA/
IUTAMHSB	/C=XX/A=ICAO/P=IUTLAND-A/O=AFTN/OU1=IUTAMHSB/
IUTAMHSC	/C=XX/A=ICAO/P=IUTLAND-A/O=AFTN/OU1=IUTAMHSC/
IUTADLLO	/C=XX/A=ICAO/P=IUTLAND-A/O=AFTN/OU1=IUTADLLO/
IUTADLRE	/C=XX/A=ICAO/P=IUTLAND-A/O=AFTN/OU1=IUTADLRE/

Table 16: Addresses of IUT-A (“XF” type) in a local AMHS user address book

Nick name	O/R Address
IUTAFTUU	/C=XX/A=ICAO/P=IUTLAND-A/O=A-REGION/OU1=IUTC/CN=IUTAFTUU/
IUTAFTUV	/C=XX/A=ICAO/P=IUTLAND-A/O=AFTN/OU1=IUTAFT/

Table 17: O/R addresses in IUT-A which cannot be converted into AFTN addresses

The addresses as in Table 17 must not be included in the User Address Look-Up table of IUT-A.

3.5.2 Addresses of IUT-B in a local AMHS User address book

If IUT-B is configured as a domain using the CAAS addressing scheme, the entries as in Table 18 and Table 20 are used within the tests. If IUT-B is configured as a domain using the XF addressing scheme, the entries as in Table 19 and Table 20 are used. The test partners may include the addresses into their local address books.

Nick name	O/R Address (CAAS single “O” type)
IUTBFTNA	/C=XX/A=ICAO/P=IUTLAND-B/O=B-REGION/OU1=IUTB/CN=IUTBFTNA/
IUTBFTNB	/C=XX/A=ICAO/P=IUTLAND-B/O=B-REGION/OU1=IUTB/CN=IUTBFTNB/
IUTBFTNC	/C=XX/A=ICAO/P=IUTLAND-B/O=B-REGION/OU1=IUTB/CN=IUTBFTNC/
till	To be continued till
IUTBFTNY	/C=XX/A=ICAO/P=IUTLAND-B/O=B-REGION/OU1=IUTB/CN=IUTBFTNY/
IUTBFTAA	/C=XX/A=ICAO/P=IUTLAND-B/O=B-REGION/OU1=IUTB/CN=IUTBFTAA/
till	To be continued till
IUTBFTAY	/C=XX/A=ICAO/P=IUTLAND-B/O=B-REGION/OU1=IUTB/CN=IUTBFTAY/
IUTBMHSA	/C=XX/A=ICAO/P=IUTLAND-B/O=B-REGION/OU1=IUTB/CN=IUTBMHSA/
IUTBMHSB	/C=XX/A=ICAO/P=IUTLAND-B/O=B-REGION/OU1=IUTB/CN=IUTBMHSB/
IUTBMHSC	/C=XX/A=ICAO/P=IUTLAND-B/O=B-REGION/OU1=IUTB/CN=IUTBMHSC/
IUTBDLLO	/C=XX/A=ICAO/P=IUTLAND-B/O=B-REGION/OU1=IUTB/CN=IUTBDLLO/
IUTBDLRE	/C=XX/A=ICAO/P=IUTLAND-B/O=B-REGION/OU1=IUTB/CN=IUTBDLRE/

Table 18: Addresses of IUT-B (CAAS single “O” type) in a local AMHS user address book

Nick name	O/R Address (“XF” type)
IUTBFTNA	/C=XX/A=ICAO/P=IUTLAND-B/O=AFTN/OU1=IUTBFTNA/
IUTBFTNB	/C=XX/A=ICAO/P=IUTLAND-B/O=AFTN/OU1=IUTBFTNB/
IUTBFTNC	/C=XX/A=ICAO/P=IUTLAND-B/O=AFTN/OU1=IUTBFTNC/
till	To be continued till
IUTBFTNY	/C=XX/A=ICAO/P=IUTLAND-B/O=AFTN/OU1=IUTBFTNY/
IUTBFTAA	/C=XX/A=ICAO/P=IUTLAND-B/O=AFTN/OU1=IUTBFTAA/
till	To be continued till
IUTBFTAY	/C=XX/A=ICAO/P=IUTLAND-B/O=AFTN/OU1=IUTBFTAY/
IUTBMHSA	/C=XX/A=ICAO/P=IUTLAND-B/O=AFTN/OU1=IUTBMHSA/
IUTBMHSB	/C=XX/A=ICAO/P=IUTLAND-B/O=AFTN/OU1=IUTBMHSB/
IUTBMHSC	/C=XX/A=ICAO/P=IUTLAND-B/O=AFTN/OU1=IUTBMHSC/
IUTBDLLO	/C=XX/A=ICAO/P=IUTLAND-B/O=AFTN/OU1=IUTBDLLO/
IUTBDLRE	/C=XX/A=ICAO/P=IUTLAND-B/O=AFTN/OU1=IUTBDLRE/

Table 19: Addresses of IUT-B (XF type) in a local AMHS user address book

Nick name	O/R Address
IUTBFTUU	/C=XX/A=ICAO/P=IUTLAND-B/O=B-REGION/OU1=IUTC/CN=IUTBFTUU/
IUTBFTUV	/C=XX/A=ICAO/P=IUTLAND-B/O=AFTN/OU1=IUTBFT/

Table 20: O/R addresses in IUT-B which cannot be converted into AFTN addresses

The addresses as in Table 20 must not be included in the User Address Look-Up table of IUT-B.

3.5.3 Addresses of IUT-C in a local AMHS User address book

If IUT-C is configured as a domain using the CAAS addressing scheme, the entry as in Table 21 is used within the tests. If IUT-C is configured as a domain using the XF addressing scheme, the entry as in Table 22 is used. The test partners may include the addresses into their local address books.

Nick name	O/R Address (CAAS single “O” type)
IUTCMHSA	/C=XX/A=ICAO/P=IUTLAND-C/O=C-REGION/OU1=IUTC/CN=IUTCMHSA/

Table 21: Addresses of IUT-C (CAAS single “O” type) in a local AMHS user address book

Nick name	O/R Address (“XF” type)
IUTCMHSA	/C=XX/A=ICAO/P=IUTLAND-C/O=AFTN/OU1=IUTCMHSA/

Table 22: Addresses of IUT-C (XF type) in a local AMHS user address book

3.5.4 Addresses used for loop detection tests

Nick name	O/R Address (CAAS single “O” type)
IUTXLOOP	/C=XX/A=ICAO/P=IUTLAND-X/O=X-REGION/OU1=IUTX/CN=IUTXLOOP/

Table 23: Addresses used for loop detection tests (CAAS single “O” type)

Nick name	O/R Address (“XF” type)
IUTXLOOP	/C=XX/A=ICAO/P=IUTLAND-X/O=AFTN/OU1=IUTXLOOP/

Table 24: Addresses used for loop detection tests (XF type)

Note.– For the loop detection test it is irrelevant whether IUTXLOOP is a CAAS or an XF address.

4. Bilateral Test Procedures

Before the tests, the test partners should coordinate and document the type of body part used in IPMs submitted by their User Agents when submitting text messages, either as:

- IPMs containing an ia5-text, or
- IPMs containing an ia5-text-body-part, or
- IPMs containing a general-text-body-part with ISO646 repertoire.

Depending on the implemented capabilities of the IUTs and the AMHS user agents involved in the interoperability tests, test partners may agree upon the submission, transfer and delivery of:

- IPMs containing a single body part being an FTBP, or
- IPMs containing two body parts, as defined in section 3.3.2 of Appendix B

4.1 Submission, Transfer and Delivery Operation (AMHS to AMHS)

4.1.1 IT101 – Submit, transfer and deliver an IPM (UA IUT-A to UA IUT-B)

IT101	Submit, transfer and deliver an IPM (UA IUT-A to UA IUT-B)
Test criteria	This test is successful, if the MTA of the sending IUT transfers the submitted ATS messages (IPM) correctly to a peer MTA which delivers the ATS messages (IPM) to the UA of the receiving IUT.
Scenario description	<p>From the UA of IUT-A send a sequence of five ATS messages (IPMs) to the IUT addressing a remote AMHS user in the peer IUT, via AMHS.</p> <ul style="list-style-type: none"> • Message 1 (IT101M01) shall have ATS-message-priority KK. • Message 2 (IT101M02) shall have ATS-message-priority GG. • Message 3 (IT101M03) shall have ATS-message-priority FF. • Message 4 (IT101M04) shall have ATS-message-priority DD. • Message 5 (IT101M05) shall have ATS-message-priority SS. <p>Each message shall have different ATS-filing-time and ATS-message-text. The <i>optional-heading-information</i> element shall be empty.</p> <p>Verify the messages received by the remote UA.</p> <p>In particular, verify:</p> <ul style="list-style-type: none"> • ATS-message-priority, • ATS-message-filing-time, • ATS-message-text.
AMHS ref.: Doc 9880, Part II	3.1 (ATS Message User Agent), 3.2 (ATS Message Server), 3.3.3.7 (ATS-Message-Header)
Related FIRST interoperability test(s)	ITP001/C41/C42

Test class	Normal AMHS communications (N)
-------------------	--------------------------------

4.1.2 IT102 – Submit, transfer and deliver an IPM (UA IUT-B to UA IUT-A)

IT102	Submit, transfer and deliver an IPM (UA IUT-B to UA IUT-A)
Test criteria	This test is successful, if the MTA of the sending IUT transfers the submitted ATS messages (IPM) correctly to a peer MTA which delivers the ATS messages (IPM) to the UA of the receiving IUT.
Scenario description	<p>From the UA of IUT-B send a sequence of five ATS messages (IPMs) to the IUT addressing a remote AMHS user in the peer IUT, via AMHS.</p> <ul style="list-style-type: none"> • Message 1 (IT102M01) shall have ATS-message-priority KK. • Message 2 (IT102M02) shall have ATS-message-priority GG. • Message 3 (IT102M03) shall have ATS-message-priority FF. • Message 4 (IT102M04) shall have ATS-message-priority DD. • Message 5 (IT102M05) shall have ATS-message-priority SS. <p>Each message shall have different ATS-filing-time and ATS-message-text. The <i>optional-heading-information</i> element shall be empty.</p> <p>Verify the messages received by the remote UA.</p> <p>In particular, verify:</p> <ul style="list-style-type: none"> • ATS-message-priority, • ATS-message-filing-time, • ATS-message-text.
AMHS ref.: Doc 9880, Part II	3.1 (ATS Message User Agent), 3.2 (ATS Message Server), 3.3.3.7 (ATS-Message-Header)
Related FIRST interoperability test(s)	ITP001/C41/C42
Test class	Normal AMHS communications (N)

4.1.3 **IT103 – Submission, transfer and delivery of an IPM containing a single body part being an FTBP (UA IUT-A to UA IUT-B)**

IT103	Submission, transfer and delivery of an IPM containing a single body part being an FTBP (UA IUT-A to UA IUT-B)
Test criteria	This test is successful, if the MTA of the sending IUT transfers the submitted ATS messages (IPMs) correctly to a peer MTA which delivers the ATS messages (IPMs) to the UA of the receiving IUT.
Scenario description	<p>From the UA of IUT-A send a sequence of two ATS messages (IPMs) to the UA of IUT-B.</p> <ul style="list-style-type: none"> • Message 1 (IT103M01) shall have a single body part being an FTBP and containing a file of 16 Kbytes; • Message 2 (IT103M02) shall have a single body part being an FTBP and containing a file of 2Mbytes. <p>Verify the messages received by the remote UA. Check the format and contents of the message delivery envelopes, IPM headings and bodies.</p> <p>In particular, verify the respective body part type, the size of the data and the indicated size by the mandatory element object-size of the element file-attributes, if available at the receiving UA.</p> <p>Note: This test aims to check submission, transfer and delivery of IPMs containing only one body part, as specified above. Thus the presence of the IHE elements is out of scope of this test.</p>
AMHS ref.: Doc 9880, Part II	3.1 (ATS Message User Agent), 3.2 (ATS Message Server)
Related FIRST interoperability test(s)	
Test class	Normal AMHS communications (N)

4.1.4 **IT104 - Submission, transfer and delivery of an IPM containing a single body part being an FTBP (UA IUT-B to UA IUT-A)**

IT104	Submission, transfer and delivery of an IPM containing a single body part being an FTBP (UA IUT-B to UA IUT-A)
Test criteria	This test is successful, if the MTA of the sending IUT transfers the submitted ATS messages (IPMs) correctly to a peer MTA which delivers the ATS messages (IPMs) to the UA of the receiving IUT.
Scenario description	<p>From the UA of IUT-B send a sequence of two ATS messages (IPMs) to the UA of IUT-A.</p> <ul style="list-style-type: none"> • Message 1 (IT104M01) shall have a single body part being an FTBP and containing a file of 16 Kbytes; • Message 2 (IT104M02) shall have a single body part being an FTBP and containing a file of 2Mbytes. <p>Verify the messages received by the remote UA. Check the format and contents of the message delivery envelopes, IPM headings and bodies.</p> <p>In particular, verify the respective body part type, the size of the data and the indicated size by the mandatory element object-size of the element file-attributes, if available at the receiving UA.</p> <p>Note: This test aims to check submission, transfer and delivery of IPMs containing only one body part, as specified above. Thus the presence of the IHE elements is out of scope of this test.</p>
AMHS ref.: Doc 9880, Part II	3.1 (ATS Message User Agent), 3.2 (ATS Message Server)
Related FIRST interoperability test(s)	
Test class	Normal AMHS communications (N)

4.1.5 **IT105 - Submission, transfer and delivery of an IPM containing two body parts (UA IUT-A to UA IUT-B)**

IT105	Submission, transfer and delivery of an IPM containing two body parts (UA IUT-A to UA IUT-B)
Test criteria	This test is successful, if the MTA of the sending IUT transfers the submitted ATS messages (IPMs) correctly to a peer MTA which delivers the ATS messages (IPMs) to the UA of the receiving IUT.
Scenario description	<p>From the UA of IUT-A send a sequence of two ATS messages (IPMs) to the UA of IUT-B.</p> <ul style="list-style-type: none"> • Message 1 (IT105M01) shall have two body parts; one general-text-body-part with text length up to 1800 characters and one file-transfer-body-part containing a file of 2Mbytes; • Message 2 (IT105M02) shall have two body parts; one ia5-text with text length up to 1800 characters and one file-transfer-body-part containing a file of 2Mbytes. <p>Note: Message 2 can only be sent if the optional support of ia5-text body part upon message submission is implemented in the sending UA.</p> <p>The generated ATS messages shall include an ATS-message-header in the text body part, including ATS-message-priority GG, ATS-filing-time, but no optional-heading-information element.</p> <p>Verify the messages received by the remote UA. Check the format and content of the message delivery envelopes, IPM headings and bodies (two body parts).</p> <p>In particular, for each received message verify:</p> <ul style="list-style-type: none"> • the respective body part type of both body parts, • the size of the data and the indicated size by the mandatory element object-size of the element file-attributes, if available at the receiving UA, • the ATS-message-header. <p>Note: The ATSMHS subset Basic+FTBP is considered for this specific test.</p>
AMHS ref.: Doc 9880, Part II	3.1 (ATS Message User Agent), 3.2 (ATS Message Server)
Related FIRST interoperability test(s)	
Test class	Normal AMHS communications (N)

4.1.6 **IT106 - Submission, transfer and delivery of an IPM containing two body parts (UA IUT-B to UA IUT-A)**

IT106	Submission, transfer and delivery of an IPM containing two body parts (UA IUT-B to UA IUT-A)
Test criteria	This test is successful, if the MTA of the sending IUT transfers the submitted ATS messages (IPMs) correctly to a peer MTA which delivers the ATS messages (IPMs) to the UA of the receiving IUT.
Scenario description	<p>From the UA of IUT-B send a sequence of two ATS messages (IPMs) to the UA of IUT-A.</p> <ul style="list-style-type: none"> • Message 1 (IT106M01) shall have two body parts; one general-text-body-part with text length up to 1800 characters and one file-transfer-body-part containing a file of 2Mbytes; • Message 2 (IT106M02) shall have two body parts; one ia5-text with text length up to 1800 characters and one file-transfer-body-part containing a file of 2Mbytes. <p>Note: Message 2 can only be sent if the optional support of ia5-text body part upon message submission is implemented in the sending UA.</p> <p>The generated ATS messages shall include an ATS-message-header in the text body part, including ATS-message-priority GG, ATS-filing-time, but no optional-heading-information element.</p> <p>Verify the messages received by the remote UA. Check the format and content of the message delivery envelopes, IPM headings and bodies (two body parts).</p> <p>In particular, for each received message verify:</p> <ul style="list-style-type: none"> • the respective body part type of both body parts, • the size of the data and the indicated size by the mandatory element object-size of the element file-attributes, if available at the receiving UA, • the ATS-message-header. <p>Note: The ATSMHS subset Basic+FTBP is considered for this specific test.</p>
AMHS ref.: Doc 9880, Part II	3.1 (ATS Message User Agent), 3.2 (ATS Message Server)
Related FIRST interoperability test(s)	
Test class	Normal AMHS communications (N)

4.2 Gateway Operations (AFTN to AMHS)

4.2.1 IT201 – Convert an AFTN message to AMHS format (IUT-A)

IT201	Convert an AFTN message to AMHS format (IUT-A)
Test criteria	This test is successful, if the sending IUT converts AFTN messages correctly to AMHS messages (IPM).
Scenario description	<p>From the sending IUT send a sequence of AFTN messages addressing a remote AMHS user, consisting of five messages:</p> <ul style="list-style-type: none"> • AFTN message 1 (IT201M01) shall have priority KK. • AFTN message 2 (IT201M02) shall have priority GG. • AFTN message 3 (IT201M03) shall have priority FF. • AFTN message 4 (IT201M04) shall have priority DD. • AFTN message 5 (IT201M05) shall have priority SS. <p>The filing time shall be different in each message and the OHI field of each message shall be empty.</p> <p>Check the IPMs that the AMHS user receives in the receiving IUT.</p> <p>Verify that the IUT has converted the messages correctly according to Table 4-3 of the AMHS technical specifications – see section 4.4.2. In particular:</p> <ul style="list-style-type: none"> • verify that each message has different ATS-filing-time; • verify that the optional-heading-information element is empty; • check the correct format of the ATS message; • verify the ATS-message-priority and the related message transfer priority for each received message; • compare the ATS-message-text with the original AFTN message text.
AMHS ref.: Doc 9880, Part II	4.4.2
Related FIRST interoperability test(s)	ITP001/C21/C31/C51/C53
Test class	Normal AMHS communications (N)

4.2.2 IT202 – Convert an AFTN message to AMHS format (IUT-B)

IT202	Convert an AFTN message to AMHS format (IUT-B)
Test criteria	This test is successful, if the sending IUT converts AFTN messages correctly to AMHS messages (IPM).
Scenario description	<p>From the sending IUT send a sequence of AFTN messages addressing a remote AMHS user, consisting of five messages:</p> <ul style="list-style-type: none"> • AFTN message 1 (IT202M01) shall have priority KK. • AFTN message 2 (IT202M02) shall have priority GG. • AFTN message 3 (IT202M03) shall have priority FF. • AFTN message 4 (IT202M04) shall have priority DD. • AFTN message 5 (IT202M05) shall have priority SS. <p>The filing time shall be different in each message and the OHI field of each message shall be empty.</p> <p>Check the IPMs that the AMHS user receives in the receiving IUT.</p> <p>Verify that the IUT has converted the messages correctly according to Table 4-3 of the AMHS technical specifications – see section 4.4.2. In particular:</p> <ul style="list-style-type: none"> • verify that each message has different ATS-filing-time; • verify that the optional-heading-information element is empty; • check the correct format of the ATS message; • verify the ATS-message-priority and the related message transfer priority for each received message; • compare the ATS-message-text with the original AFTN message text.
AMHS ref.: Doc 9880, Part II	4.4.2
Related FIRST interoperability test(s)	ITP001/C21/C31/C51/C53
Test class	Normal AMHS communications (N)

4.3 Gateway Operations (AMHS to AFTN)

4.3.1 IT301 – Convert an IPM generated by the UA of IUT-A to AFTN format

IT301	Convert an IPM to AFTN format (IUT-B)
Test criteria	This test is successful, if the receiving IUT converts IPMs correctly into AFTN format.
Scenario description	<p>Send from IUT-A (UA) a sequence of ATS messages (IPMs) to the IUT-B, addressing an AFTN terminal.</p> <ul style="list-style-type: none"> • Message 1 (IT301M01) shall have ATS-message-priority KK. • Message 2 (IT301M02) shall have ATS-message-priority GG. • Message 3 (IT301M03) shall have ATS-message-priority FF. • Message 4 (IT301M04) shall have ATS-message-priority DD. • Message 5 (IT301M05) shall have ATS-message-priority SS. <p>Each message shall have different ATS-filing-time and ATS-message-text. The <i>optional-heading-information</i> element shall be empty.</p> <p>The implicit-conversion-prohibited attribute of the AMHS message must be set to “false”.</p> <p>Check the correct format of the AFTN message. Verify the AFTN priority and filing time for each received message. Compare the AFTN message text with the original ATS-message-text.</p>
AMHS ref.: Doc 9880, Part II	4.5.2 (AMHS IPM conversion)
Related FIRST interoperability test(s)	ITP001/C31/C32/C52/C54
Test class	Normal AMHS communications (N)

4.3.2 IT302 – Convert an IPM generated by the UA of IUT-B to AFTN format

IT302	Convert an IPM to AFTN format (IUT-A)
Test criteria	This test is successful, if the receiving IUT converts IPMs correctly into AFTN format.
Scenario description	<p>From the sending IUT send a sequence of ATS messages (IPMs) to the receiving IUT, addressing an AFTN terminal.</p> <ul style="list-style-type: none"> • Message 1 (IT302M01) shall have ATS-message-priority KK. • Message 2 (IT302M02) shall have ATS-message-priority GG. • Message 3 (IT302M03) shall have ATS-message-priority FF. • Message 4 (IT302M04) shall have ATS-message-priority DD. • Message 5 (IT302M05) shall have ATS-message-priority SS. <p>Each message shall have different ATS-filing-time and ATS-message-text. The <i>optional-heading-information</i> element shall be empty.</p> <p>The implicit-conversion-prohibited attribute of the AMHS message must be set to “false”.</p> <p>Check the correct format of the AFTN message. Verify the AFTN priority and filing time for each received message. Compare the AFTN message text with the original ATS-message-text.</p>
AMHS ref.: Doc 9880, Part II	4.5.2 (AMHS IPM conversion)
Related FIRST interoperability test(s)	ITP001/C31/C32/C52/C54
Test class	Normal AMHS communications (N)

4.4 Gateway Operations (AFTN to AMHS to AFTN)

4.4.1 IT401 – Convert an AFTN message to AMHS and back to AFTN format (IUT-A to IUT-B)

IT401	Convert an AFTN message to AMHS and back to AFTN format (IUT-A to IUT-B)
Test criteria	This test is successful, if the sending IUT-A converts AFTN user messages correctly to AMHS messages (IPM) and the IPMs are converted back to AFTN in IUT-B.
Scenario description	<p>From IUT-A send a sequence of AFTN messages addressing a remote AFTN user in IUT-B, consisting of five messages:</p> <ul style="list-style-type: none"> • AFTN message 1 (IT401M01) shall have priority KK. • AFTN message 2 (IT401M02) shall have priority GG. • AFTN message 3 (IT401M03) shall have priority FF. • AFTN message 4 (IT401M04) shall have priority DD. • AFTN message 5 (IT401M05) shall have priority SS. <p>The filing time shall be different in each message and the OHI field of each message shall be empty.</p> <p>Check the AFTN message received by the AFTN user in the IUT-B.</p> <ul style="list-style-type: none"> • Check the correct format of the AFTN message. • Each AFTN message shall have original filing time. • Each message shall have an empty OHI. • Verify the AFTN priority for each received message. • Compare the AFTN message text with the original AFTN message text.
AMHS ref.: Doc 9880, Part II	4.4.2, 4.5.2
Related FIRST interoperability test(s)	ITP001/C21/C31/C51/C53
Test class	Normal AMHS communications (N)

4.4.2 **IT402 – Convert an AFTN message to AMHS and back to AFTN format (IUT-B to IUT-A)**

IT402	Convert an AFTN message to AMHS and back to AFTN format (IUT-B to IUT-A)
Test criteria	This test is successful, if the sending IUT-B converts AFTN user messages correctly to AMHS messages (IPM) and the IPMs are converted back to AFTN in IUT-A.
Scenario description	<p>From IUT-B send a sequence of AFTN messages addressing a remote AFTN user in IUT-A, consisting of five messages:</p> <ul style="list-style-type: none"> • AFTN message 1 (IT402M01) shall have priority KK. • AFTN message 2 (IT402M02) shall have priority GG. • AFTN message 3 (IT402M03) shall have priority FF. • AFTN message 4 (IT402M04) shall have priority DD. • AFTN message 5 (IT402M05) shall have priority SS. <p>The filing time shall be different in each message and the OHI field of each message shall be empty.</p> <p>Check the AFTN message received by the AFTN user in the IUT-A.</p> <ul style="list-style-type: none"> • Check the correct format of the AFTN message. • Each AFTN message shall have original filing time. • Each message shall have an empty OHI. • Verify the AFTN priority for each received message. • Compare the AFTN message text with the original AFTN message text.
AMHS ref.: Doc 9880, Part II	4.4.2, 4.5.2
Related FIRST interoperability test(s)	ITP001/C21/C31/C51/C53
Test class	Normal AMHS communications (N)

4.5 Gateway Operations – special case scenarios

Note.– The following special case scenarios are symmetric. That means, all test-cases have to be performed by IUT-A as well as IUT-B.

4.5.1 IT501 – Distribute an IPM to AMHS and AFTN users

IT501	Distribute an IPM to AMHS and AFTN users
Test criteria	This test is successful, if the receiving IUT distributes an IPM addressing both an AMHS and an AFTN user correctly.
Scenario description	<p>From the sending IUT send an ATS message (IPM), addressing both AMHS and AFTN users, at the receiving IUT.</p> <p>The IPM Heading of the message shall contain two primary recipients, which are one AMHS and one AFTN user.</p> <p>The IPM Heading of the next message shall contain additionally, two copy recipients, which are also one AMHS and one AFTN user.</p> <p>Verify that all the users, whose addresses have been included in the IPM, receive the message correctly.</p>
AMHS ref.: Doc 9880, Part II	3.1 (ATS message user agent), 3.2 (ATS message server), 4.5.2 (IPM conversion)
Related FIRST interoperability test(s)	ITP053/C51/C52/C53/C54/C55/C56
Test class	Normal AMHS communications (N)

4.5.2 IT502 – Expand a DL addressing both AMHS and AFTN users

IT502	Expand a DL addressing both AMHS and AFTN users
Test criteria	This test is successful, if the receiving IUT distributes an IPM, addressing AMHS and AFTN users in a distribution list, correctly.
Scenario description	<p>From the sending IUT send an ATS message (IPM) to the receiving IUT. The recipient contained in the MTE addresses a distribution list, for which the receiving IUT is responsible. The distribution list shall have the addresses of one AMHS user and two AFTN users as members. The message shall have the <i>dl-expansion-prohibited</i> attribute set to “false”.</p> <p>Check the messages received in each AFTN user address verifying that each one contains its corresponding address.</p>
AMHS ref.: Doc 9880, Part II	3.2.2.1 (DL functional group), 4.5.2 (IPM conversion)
Related FIRST interoperability test(s)	ITP055/C51/C52, ITP057/C51/C52
Test class	Normal AMHS communications (N)

4.5.3 **IT503 – Convert an IPM, if the ATS-message-text contains more than 1800 characters**

IT503	Convert or reject an IPM, if the ATS-message-text contains more than 1800 characters
Test criteria	<p>This test is successful, if the IUT, when it receives an ATS message with ATS-message-text longer than 1800 characters,</p> <ul style="list-style-type: none"> a) rejects the message and returns a NDR, or b) splits the received IPM into several messages and converts the resulting messages into AFTN format as specified in ICAO Annex 10, Attm. B [1], or as specified in ENRD, Section 6.11 [9]; or c) converts the received IPM into a “long” AFTN message. <p><i>Note.– The AMHS technical specifications (4.5.2.1.7) specify that the message can be rejected (case a) or split into several messages (case b). However, if AFTN operations allow or require longer messages to be transferred, conversion into a single long AFTN message (case c) is acceptable.</i></p>
Scenario description	<p>From the sending IUT send an ATS message (IPM) containing ATS-message-text of 4500 characters to an AFTN recipient of the receiving IUT.</p> <p><i>If case a is implemented:</i> Verify that the receiving IUT does not convert the IPM into AFTN format, but returns a NDR. Check the NDR contents received at the sending User Agent. Verify that the NDR contains the following elements:</p> <ul style="list-style-type: none"> • “unable-to-transfer” for the <i>non-delivery-reason-code</i>; • “content-too-long” for the <i>non-delivery-diagnostic-code</i>; and • “unable to convert to AFTN due to message text length” for the <i>supplementary-information</i>. <p><i>If case b is implemented:</i> Verify that (at least) three AFTN messages are received by the AFTN recipient. Check the correct format of the AFTN messages. Check the text field of all received AFTN messages. Verify that the text is complete and unchanged, i.e. compare the received data with the <i>ATS-message-text</i> provided in the original IPM. Verify that the received messages contain the appropriate sequence indicators as specified in Attm. B of ICAO Annex 10, Vol. II [1] or as specified in ENRD, Section 6.11 [9].</p> <p><i>If case c is implemented:</i> Verify that the AFTN message is received by the AFTN recipient. Check the correct format of the received AFTN message. Verify that the text is complete and unchanged, i.e. compare the received data with the <i>ATS-message-text</i> provided in the original IPM.</p>
AMHS ref.: Doc 9880, Part II	4.5.2.1.7
Related FIRST interoperability test(s)	ITP007/C31/C32/C51/C52

Test class	Normal AMHS communications (N)
-------------------	--------------------------------

4.5.4 IT504 – Split an incoming IPM addressing more than 21 AFTN users

IT504	Split an incoming IPM addressing more than 21 AFTN users
Test criteria	<p>This test is successful, if the receiving IUT receives an ATS message (IPM) addressing more than 21 AFTN users and splits the received IPM into several messages each addressing 21 or less AFTN users.</p> <p><i>Note. — PDR M4050004 (Title: AMHS Too Many Recipients) is resolved. Therefore the message is split into several messages.</i></p>
Scenario description	<p>From the sending IUT send an ATS message (IPM) to the receiving IUT. The message shall address 50 (primary) recipients.</p> <p>Verify that the receiving IUT converts the IPM into AFTN format and sends three AFTN messages to its AFTN component. Check the addressee indicators contained in the AFTN messages. Verify that no AFTN recipient is lost and the total number of AFTN addressee indicators contained in all three messages is 50. For example:</p> <ul style="list-style-type: none"> • the first AFTN message contains addressee indicators for the first 21 recipients, • the second AFTN message contains addressee indicators for the next 21 recipients, and • the third AFTN message contains addressee indicators for the remaining 8 recipients.
AMHS ref.: Doc 9880, Part II	4.5.2.1.8
Related FIRST interoperability test(s)	ITP008/C31/C32
Test class	Normal AMHS communications (N)

4.5.5 IT505 – Probe Conveyance Test

IT505	Probe Conveyance Test
Test criteria	This test is successful, if the receiving IUT generates appropriate reports, when it receives probes.
Scenario description	<p>From the sending IUT, send AMHS probes to the receiving IUT:</p> <ul style="list-style-type: none"> a) containing 3 recipient O/R addresses, two of which belonging to AFTN users, the third one belonging to an AMHS user, b) containing 3 recipient O/R addresses, one of which belonging to an AFTN user, the two others routed to the MTCU in the target IUT as well, but not convertible into AFTN addresses. <p>Verify that the receiving IUT returns</p> <ul style="list-style-type: none"> a. one DR with 2 AFTN recipients from the MTCU and one DR with one recipient from the MTA b. a combined DR and NDR or one DR and one NDR in response to the probe received. <p>Verify in all cases that the DRs reporting about the AFTN addresses which could be translated contains the supplementary information “This report only indicates successful (potential) conversion to AFTN, not delivery to a recipient”.</p>
AMHS ref.: Doc 9880, Part II	4.5.5 (reception of AMHS probe), 4.5.6.2.27
Related FIRST interoperability test(s)	ITP066/C51/C52
Test class	Normal AMHS communications (N)

4.6 Stress traffic situations

4.6.1 IT601 – Stress load

IT601	Stress load
Test criteria	This test is successful, if both IUTs perform AMHS traffic interchange correctly for a number of messages queued in advance.
Scenario description	<p>Defined numbers of messages (beginning with 100, 200, 400 till 4000 messages) have to be selected from the data base or generated by the UA or the AFTN terminal.</p> <p>These messages need to be queued (in MTAs) in both IUTs, preferably by disabling the physical connector used to send information to the underlying network in one of the IUTs. When reconnecting, the messages queued in both IUTs will be sent simultaneously from the two sites, the rate being defined by the line speed of the interconnection, as well as the process followed by each system.</p> <p>No errors due to malfunction of the IUTs should be observed during the interchange period.</p> <p>The time from sending the first till receiving the last message has to be measured and analysed in both IUTs.</p>
AMHS ref.: Doc 9880, Part II	None
Related FIRST interoperability test(s)	None
Test class	Normal (forced) AMHS communications (N)

4.6.2 **IT602 – Stress load with long messages**

IT602	<u>Stress load with long messages</u>
Test criteria	This test is successful, if both IUTs perform AMHS traffic interchange correctly for a number of “long” messages queued in advance.
Scenario description	<p>Defined numbers of messages (400 and 4000 messages) have to be selected from the data base or generated by the UA or the AFTN terminal. These messages need to be queued (in MTAs) in both IUTs, preferably by disabling the physical connector used to send information to the underlying network in one of the IUTs. When reconnecting, the messages queued in both IUTs will be sent simultaneously from the two sites, the rate being defined by the line speed of the interconnection, as well as the process followed by each system.</p> <p>No errors due to malfunction of the IUTs should be observed during the interchange period.</p> <p>The time from sending the first till receiving the last message has to be measured and analysed in both IUTs.</p>
AMHS ref.: Doc 9880, Part II	None
Related FIRST interoperability test(s)	None
Test class	Normal (forced) AMHS communications (N)

4.6.3 **IT603 – Stress load with IPMs containing a single text body part and IPMs containing a file transfer body part and optionally a text body part**

IT603	Stress load with IPMs containing a single text body part and IPMs containing a file transfer body part and optionally a text body part
Test criteria	This test is successful, if both IUTs perform AMHS traffic interchange correctly for a number of IPMs containing a single text body part of 1000 chars and, in parallel, a number of IPMs containing a file transfer body part and optionally a text body part queued in advance.
Scenario description	<p>Defined numbers of messages (100, 400 and 4000 messages) have to be selected from the data base or generated by the UA.</p> <p>These messages shall be IPMs with a single text body part of 1000 characters and IPMs containing a file transfer body part representing a file of approximately 3500 bytes and optionally a text body part with text length of bilaterally agreed number of characters.</p> <p>The sizes of the text body parts shall be agreed between the test partners, depending on bandwidth and system limitations as well as expected message traffic volumes and types.</p> <p>The priorities of the above messages shall be bilaterally agreed, based on the expected traffic types and volumes to be exchanged.</p> <p>These messages need to be queued (in MTAs) in either one or both IUTs (depending on expected traffic flow direction(s)), preferably by disabling the physical connector used to send information to the underlying network in one of the IUTs. When reconnecting, the messages queued in the IUT (or IUTs) will be sent (simultaneously from the two sites in case of bidirectional traffic), the rate being defined by the line speed of the interconnection, as well as the process followed by each system.</p> <p>While messages are being interchanged, the 2 IUTs shall exchange, at least one, SS priority message with a single text body part, to confirm that these messages are handled with higher priority.</p> <p>No errors due to malfunction of the IUTs should be observed during the interchange period.</p> <p>The time from sending the first till receiving the last message has to be measured and analysed in both IUTs.</p> <p>The delay from sending the SS priority message(s) from one IUT till receiving this SS priority message(s) at the other IUT has to be measured and analyzed in both IUTs.</p> <p>The number of inbound/outbound P1 associations needs to be analysed, in relation to the volume and priorities of the messages.</p>
AMHS ref.: Doc 9880, Part II	None
Related FIRST interoperability test(s)	None
Test class	Normal (forced) AMHS communications (N)

5. Trilateral Test procedures – optional

Before the tests, the test partners should coordinate and document the type of body part used in IPMs submitted by their User Agents when submitting text messages, either as:

- IPMs containing an ia5-text, or
- IPMs containing an ia5-text-body-part, or
- IPMs containing a general-text-body-part with ISO646 repertoire.

5.1 Submission/Transfer/Delivery and Relay operations

5.1.1 IT701 – Submission /Transfer/Delivery between the partner MTAs

IT701	Submission / Transfer / Delivery between the partner MTAs
Test criteria	This test is successful, if the messages from all UAs are received by the corresponding UAs of the other the IUTs.
Scenario description	<p>Create a “normal” X.400 routing: (see 3.3, AFTN and X.400 Routing Tables)</p> <p>From the UA send an ATS message (IPM) with ATS-message-priority FF addressed to the UA of the other IUTs.</p> <ul style="list-style-type: none"> • Message 1 (IT701M01) from UA IUT-A to UAs of IUT-B and IUT-C • Message 2 (IT701M02) from UA IUT-B to UAs of IUT-A and IUT-C. • Message 3 (IT701M03) from UA IUT-C to UAs of IUT-A and IUT-B. <p>Each message shall have different ATS-filing-time and ATS-message-text. The <i>optional-heading-information</i> element shall be empty.</p> <p>Verify the messages received by both remote UAs.</p> <p>In particular, verify:</p> <ul style="list-style-type: none"> • ATS-message-priority, • ATS-message-filing-time, • ATS-message-text.
AMHS ref.: Doc 9880, Part II	None
Related FIRST interoperability test(s)	None
Test class	Normal AMHS communications (N)

5.1.2 **IT702 – Relay operations**

IT702	Relay operations
Test criteria	This test is successful, if the message from the sending UA is routed by the IUT in between and received by the addressed UA.
Scenario description	<p>Create a “transfer” X.400 routing:</p> <p>The X.400 routing table of IUT-A routes PRMD=IUTLAND-B and PRMD=IUTLAND-C to IUT-B.</p> <p>The X.400 routing table of IUT-B routes PRMD=IUTLAND-A and PRMD=IUTLAND-C to IUT-C.</p> <p>The X.400 routing table of IUT-C routes PRMD=IUTLAND-A and PRMD=IUTLAND-B to IUT-A.</p> <p>From the UA send an ATS message (IPM) with ATS-message-priority FF to one UA of another IUT.</p> <ul style="list-style-type: none"> • Message 1 (IT702M01) from UA IUT-A to UA of IUT-C • Message 2 (IT702M02) from UA IUT-B to UA of IUT-A. • Message 3 (IT702M03) from UA IUT-C to UA of IUT-B. <p>Each message shall have different ATS-filing-time and ATS-message-text. The <i>optional-heading-information</i> element shall be empty.</p> <p>Verify the messages received by the remote UA and passed the IUT in between.</p> <p>In particular, verify:</p> <ul style="list-style-type: none"> • ATS-message-priority, • ATS-message-filing-time, • ATS-message-text.
AMHS ref.: Doc 9880, Part II	None
Related FIRST interoperability test(s)	None
Test class	Normal AMHS communications (N)

5.2 Test of special situations

5.2.1 IT801 – Alternate MTA routing

IT801	Alternate MTA routing
Test criteria	This test is successful, if the message from the sending UA is received by the addressed UA
Scenario description	<p>Create a “normal” X.400 routing: (see 3.3, AFTN and X.400 Routing Tables)</p> <p>Cut the direct connection to the IUT to which you intend to send a message. From the UA send an ATS message (IPM) with ATS-message-priority FF to the UA of the IUT concerned.</p> <ul style="list-style-type: none"> • Message 1 (IT801M01) from UA IUT-A to UA of IUT-B • Message 2 (IT801M02) from UA IUT-B to UAs of IUT-C. • Message 3 (IT801M03) from UA IUT-C to UAs of IUT-A. <p>Each message shall have different ATS-filing-time and ATS-message-text. The <i>optional-heading-information</i> element shall be empty.</p> <p>If alternate MTA routing functionality is implemented and configured the message will be forwarded automatically via the “other” connection; otherwise the queued message should be forced to follow the alternate routing by the adequate means (manually).</p> <p>Verify the messages received by the remote UA and passed the IUT in between.</p> <p>In particular, verify:</p> <ul style="list-style-type: none"> • ATS-message-priority, • ATS-message-filing-time, • ATS-message-text.
AMHS ref.: Doc 9880, Part II	None
Related FIRST interoperability test(s)	None
Test class	Normal AMHS communications (N)

5.2.2 IT802– Loop detection

IT802	Loop detection
Test criteria	This test is successful; if each of the three IUTs proves its capability to detect that a message has traversed a loop, regardless from which IUT the message has been submitted.
Scenario description	<p>Create a temporary routing loop. The X.400 routing table of IUT-A routes PRMD=IUTLAND-X to IUT-B. The X.400 routing table of IUT-B routes PRMD=IUTLAND-X to IUT-C. The X.400 routing table of IUT-C routes PRMD=IUTLAND-X to IUT-A.</p> <p>Subsequently set the loop detection parameters in the three IUTs in that way that at first IUT-A, then IUT-B and finally IUT-C will detect the loop.</p> <p>With each setting of the loop detection parameters send messages addressed to IUTXLOOP from UAs in each IUT. Due to the routing table settings the messages will perform loops.</p> <p>Verify that:</p> <ul style="list-style-type: none"> • the IUT which is configured to detect the loop really detects it, • this IUT discards the message and • generates a NDR <p>Verify that the sending UA receives the NDR.</p>
AMHS ref.: Doc 9880, Part II	1.1.3 (ISO/IEC 10021), 2.6 (AMHS routing), <i>See also ITU-T Rec. X.411 clause 14.3.1 and clause 12.3.1.</i>
Related FIRST interoperability test(s)	<i>Note.– The FIRST bilateral tests [6], [7] are not related to transfer operations.</i>
Test class	MHS procedural errors (E2)

6. Bilateral Test Procedures – Test Scenarios

6.1 Introduction

The following tables contain the scenarios for the different Interoperability Tests (IT) described in the previous chapters.

The test scenarios consist of several test-cases. The test-case reference is as follows:

ITxxx/TCzz

Test scenario: ITxxx where xxx is the scenario number

Test-case: TCzz where zz is the number of test-case.

Before the tests, the test partners should coordinate and document the type of body part used in IPMs submitted by their User Agents when submitting text messages, either as:

- IPMs containing an ia5-text, or
- IPMs containing an ia5-text-body-part, or
- IPMs containing a general-text-body-part with ISO646 repertoire.

In addition, depending on the implemented capabilities of the IUTs and the AMHS user agents involved at the interoperability tests, test partners may agree the submission, transfer and delivery of:

- IPMs containing a single body part being an FTBP, or
- IPMs containing two body parts, as defined in section 3.3.2 of Appendix B.

6.2 Submission, Transfer and Delivery Operation (AMHS to AMHS)

IT101	Submit, transfer and deliver an IPM (UA IUT-A to UA IUT-B)		
Test-case id:	Tested functionality: Submission, transfer and delivery of messages with different ATS-message-priorities		
IT101/TC01	A KK priority message will be submitted from the UA of IUT-A and delivered to the UA of IUT-B.		
Test description:	<p>From the User Agent IUTAMHSA send the following message to the UA IUTBMHSA:</p> <p>PRI: KK FT: <FT> OHI: TEST IT101/TC01</p> <p>Get the message with IUTBMHSA (UA-terminal of IUT-B).</p>		
Test control:	<p>Check the correct reception of the message at the UA IUTBMHSA of the IUT-B system.</p> <p>Check</p> <ul style="list-style-type: none"> - the ATS-message-priority: PRI: KK - the ATS-message-filing-time and - the ATS-message-text 		
Test result:	PASS	FAILED	INCONCLUSIVE

IT101	Submit, transfer and deliver an IPM (UA IUT-A to UA IUT-B)		
Test-case id:	Tested functionality: Submission, transfer and delivery of messages with different ATS-message-priorities		
IT101/TC02	A GG priority message will be submitted from the UA of IUT-A and delivered to the UA of IUT-B.		
Test description:	<p>From the User Agent IUTAMHSA send the following message to the UA IUTBMHSA:</p> <p>PRI: GG FT: <FT> OHI: TEST IT101/TC02</p> <p>Get the message with IUTBMHSA (UA-terminal of IUT-B).</p>		
Test control:	<p>Check the correct reception of the message at the UA IUTBMHSA of the IUT-B system.</p> <p>Check</p> <ul style="list-style-type: none"> - the ATS-message-priority: PRI: GG - the ATS-message-filing-time and - the ATS-message-text 		
Test result:	PASS	FAILED	INCONCLUSIVE

IT101	Submit, transfer and deliver an IPM (UA IUT-A to UA IUT-B)		
Test-case id:	Tested functionality: Submission, transfer and delivery of messages with different ATS-message-priorities		
IT101/TC03	An FF priority message will be submitted from the UA of IUT-A and delivered to the UA of IUT-B.		
Test description:	<p>From the User Agent IUTAMHSA send the following message to the UA IUTBMHSA:</p> <p>PRI: FF FT: <FT> OHI: TEST IT101/TC03</p> <p>Get the message with IUTBMHSA (UA-terminal of IUT-B).</p>		
Test control:	<p>Check the correct reception of the message at the UA IUTBMHSA of the IUT-B system.</p> <p>Check</p> <ul style="list-style-type: none"> - the ATS-message-priority: PRI: FF - the ATS-message-filing-time and - the ATS-message-text 		
Test result:	PASS	FAILED	INCONCLUSIVE

IT101	Submit, transfer and deliver an IPM (UA IUT-A to UA IUT-B)		
Test-case id:	Tested functionality: Submission, transfer and delivery of messages with different ATS-message-priorities		
IT101/TC04	A DD priority message will be submitted from the UA of IUT-A and delivered to the UA of IUT-B.		
Test description:	<p>From the User Agent IUTAMHSA send the following message to the UA IUTBMHSA:</p> <p>PRI: DD FT: <FT> OHI: TEST IT101/TC04</p> <p>Get the message with IUTBMHSA (UA-terminal of IUT-B).</p>		
Test control:	<p>Check the correct reception of the message at the UA IUTBMHSA of the IUT-B system.</p> <p>Check</p> <ul style="list-style-type: none"> - the ATS-message-priority: PRI: DD - the ATS-message-filing-time and - the ATS-message-text 		
Test result:	PASS	FAILED	INCONCLUSIVE

IT101	Submit, transfer and deliver an IPM (UA IUT-A to UA IUT-B)		
Test-case id:	Tested functionality: Submission, transfer and delivery of messages with different ATS-message-priorities		
IT101/TC05	An SS priority message will be submitted from the UA of IUT-A and delivered to the UA of IUT-B.		
Test description:	<p>From the User Agent IUTAMHSA send the following message to the UA IUTBMHSA:</p> <p>PRI: SS FT: <FT> OHI: TEST IT101/TC05</p> <p>The message is received at IUTBMHSA (UA-terminal of IUT-B). A RN or an IPM containing the SS ACK message is submitted when the message is displayed.</p> <p><i>Note.— Depending on UA implementation the user might be requested to send a notification, either as a RN or an IPM containing the SS ACK message, as recommended in sections 8.5.2.1 and 8.5.2.2 of the EUR AMHS Manual.</i></p>		
Test control:	<p>Check the correct reception of the message at the UA IUTBMHSA of the IUT-B system.</p> <p>Check</p> <ul style="list-style-type: none"> - the ATS-message-priority: PRI: SS - the ATS-message-filing-time and - the ATS-message-text <p>Check the reception of a RN or an IPM containing the SS ACK message on the UA IUTAMHSA of the IUT-A system.</p>		
Test result:	PASS	FAILED	INCONCLUSIVE

IT102	Submit, transfer and deliver an IPM (UA IUT-B to UA IUT-A)		
Test-case id:	Tested functionality: Submission, transfer and delivery of messages with different ATS-message-priorities		
IT102/TC01	A KK priority message will be submitted from the UA of IUT-B and delivered to the UA of IUT-A.		
Test description:	<p>From the User Agent IUTBMHSA send the following message to the UA IUTAMHSA:</p> <p>PRI: KK FT: <FT> OHI: TEST IT102/TC01</p> <p>Get the message with IUTAMHSA (UA-terminal of IUT-A).</p>		
Test control:	<p>Check the correct reception of the message at the UA IUTAMHSA of the IUT-A system.</p> <p>Check</p> <ul style="list-style-type: none"> - the ATS-message-priority: PRI: KK - the ATS-message-filing-time and - the ATS-message-text 		
Test result:	PASS	FAILED	INCONCLUSIVE

IT102	Submit, transfer and deliver an IPM (UA IUT-B to UA IUT-A)		
Test-case id:	Tested functionality: Submission, transfer and delivery of messages with different ATS-message-priorities		
IT102/TC02	A GG priority message will be submitted from the UA of IUT-B and delivered to the UA of IUT-A.		
Test description:	<p>From the User Agent IUTBMHSA send the following message to the UA IUTAMHSA:</p> <p>PRI: GG FT: <FT> OHI: TEST IT102/TC02</p> <p>Get the message with IUTAMHSA (UA-terminal of IUT-A).</p>		
Test control:	<p>Check the correct reception of the message at the UA IUTAMHSA of the IUT-A system.</p> <p>Check</p> <ul style="list-style-type: none"> - the ATS-message-priority: PRI: GG - the ATS-message-filing-time and - the ATS-message-text 		
Test result:	PASS	FAILED	INCONCLUSIVE

IT102	Submit, transfer and deliver an IPM (UA IUT-B to UA IUT-A)		
Test-case id:	Tested functionality: Submission, transfer and delivery of messages with different ATS-message-priorities		
IT102/TC03	An FF priority message will be submitted from the UA of IUT-B and delivered to the UA of IUT-A.		
Test description:	<p>From the User Agent IUTBMHSA send the following message to the UA IUTAMHSA:</p> <p>PRI: FF FT: <FT> OHI: TEST IT102/TC03</p> <p>Get the message with IUTAMHSA (UA-terminal of IUT-A).</p>		
Test control:	<p>Check the correct reception of the message at the UA IUTAMHSA of the IUT-A system.</p> <p>Check</p> <ul style="list-style-type: none"> - the ATS-message-priority: PRI: FF - the ATS-message-filing-time and - the ATS-message-text 		
Test result:	PASS	FAILED	INCONCLUSIVE

IT102	Submit, transfer and deliver an IPM (UA IUT-B to UA IUT-A)		
Test-case id:	Tested functionality: Submission, transfer and delivery of messages with different ATS-message-priorities		
IT102/TC04	A DD priority message will be submitted from the UA of IUT-B and delivered to the UA of IUT-A.		
Test description:	<p>From the User Agent IUTBMHSA send the following message to the UA IUTAMHSA:</p> <p>PRI: DD FT: <FT> OHI: TEST IT102/TC04</p> <p>Get the message with IUTAMHSA (UA-terminal of IUT-A)</p>		
Test control:	<p>Check the correct reception of the message at the UA IUTAMHSA of the IUT-A system.</p> <p>Check</p> <ul style="list-style-type: none"> - the ATS-message-priority: PRI: DD - the ATS-message-filing-time and - the ATS-message-text 		
Test result:	PASS	FAILED	INCONCLUSIVE

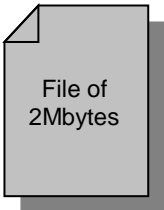
IT102	Submit, transfer and deliver an IPM (UA IUT-B to UA IUT-A)		
Test-case id:	Tested functionality: Submission, transfer and delivery of messages with different ATS-message-priorities		
IT102/TC05	An SS priority message will be submitted from the UA of IUT-B and delivered to the UA of IUT-A.		
Test description:	<p>From the User Agent IUTBMHSA send the following message to the UA IUTAMHSA:</p> <p>PRI: SS FT: <FT> OHI: TEST IT102/TC05</p> <p>The message is received at IUTAMHSA (UA-terminal of IUT-A). A RN or an IPM containing the SS ACK message is submitted when the message is displayed.</p> <p><i>Note.— Depending on UA implementation the user might be requested to send a notification, either as a RN or an IPM containing the SS ACK message, as recommended in sections 8.5.2.1 and 8.5.2.2 of the EUR AMHS Manual.</i></p>		
Test control:	<p>Check the correct reception of the message at the UA IUTAMHSA of the IUT-A system.</p> <p>Check</p> <ul style="list-style-type: none"> - the ATS-message-priority: PRI: SS - the ATS-message-filing-time and - the ATS-message-text <p>Check the reception of a RN or an IPM containing the SS ACK message on the UA IUTBMHSA of the IUT-B system.</p>		
Test result:	PASS	FAILED	INCONCLUSIVE

IT103	Submission, transfer and delivery of an IPM containing a single body part being an FTBP (UA IUT-A to UA IUT-B)		
Test-case id:	Tested functionality: Submission, transfer and delivery of messages with a single body part being an FTBP.		
IT103/TC01	A message with normal X.400 priority, including a single body part being an FTBP and containing a file of 16 Kbytes is submitted from the UA of IUT-A and delivered to the UA of IUT-B.		
Test description:	<p>From the User Agent IUTAMHSA send a message including a single body part being an FTBP and containing a file of 16 Kbytes to the UA IUTBMHSA.</p> <p>Get the message at IUTBMHSA (UA terminal of IUT-B).</p>		
Test control:	<p>Check the correct reception of the message at the UA IUTBMHSA of the IUT-B system.</p> <p>Check the format and content of the message delivery envelope, IPM heading and body.</p> <p>Verify in particular the respective body part type, the size of the data and the indicated size by the mandatory element object-size of the element file-attributes, if available at the receiving UA.</p> <p>Note: This test aims to check submission, transfer and delivery of an IPM containing only one body part, as specified above. Thus the presence of the IHE elements is out of scope of this test.</p>		
Test result:	PASS	FAILED	INCONCLUSIVE

IT103	Submission, transfer and delivery of an IPM containing a single body part being an FTBP (UA IUT-A to UA IUT-B)		
Test-case id:	Tested functionality: Submission, transfer and delivery of messages with a single body part being an FTBP.		
IT103/TC02	A message with normal X.400 priority, including a single body part being an FTBP and containing a file of 2 Mbytes is submitted from the UA of IUT-A and delivered to the UA of IUT-B.		
Test description:	<p>From the User Agent IUTAMHSA send a message including a single body part being an FTBP and containing a file of 2 Mbytes to the UA IUTBMHSA.</p> <p>Get the message at IUTBMHSA (UA terminal of IUT-B).</p>		
Test control:	<p>Check the correct reception of the message at the UA IUTBMHSA of the IUT-B system.</p> <p>Check the format and content of the message delivery envelope, IPM heading and body.</p> <p>Verify in particular the respective body part type, the size of the data and the indicated size by the mandatory element object-size of the element file-attributes, if available at the receiving UA.</p> <p>Note: This test aims to check submission, transfer and delivery of an IPM containing only one body part, as specified above. Thus the presence of the IHE elements is out of scope of this test.</p>		
Test result:	PASS	FAILED	INCONCLUSIVE

IT104	Submission, transfer and delivery of an IPM containing a single body part being an FTBP (UA IUT-B to UA IUT-A)		
Test-case id:	Tested functionality: Submission, transfer and delivery of messages with a single body part being an FTBP.		
IT104/TC01	A message with normal X.400 priority, including a single body part being an FTBP and containing a file of 16 Kbytes is submitted from the UA of IUT-B and delivered to the UA of IUT-A.		
Test description:	<p>From the User Agent IUTBMHSA send a message including a single body part being an FTBP and containing a file of 16 Kbytes to the UA IUTAMHSA.</p> <p>Get the message at IUTAMHSA (UA terminal of IUT-A).</p>		
Test control:	<p>Check the correct reception of the message at the UA IUTAMHSA of the IUT-A system.</p> <p>Check the format and content of the message delivery envelope, IPM heading and body.</p> <p>Verify in particular the respective body part type, the size of the data and the indicated size by the mandatory element object-size of the element file-attributes, if available at the receiving UA.</p> <p>Note: This test aims to check submission, transfer and delivery of an IPM containing only one body part, as specified above. Thus the presence of the IHE elements is out of scope of this test.</p>		
Test result:	PASS	FAILED	INCONCLUSIVE

IT104	Submission, transfer and delivery of an IPM containing a single body part being an FTBP (UA IUT-B to UA IUT-A)		
Test-case id:	Tested functionality: Submission, transfer and delivery of messages with a single body part being an FTBP.		
IT104/TC02	A message with normal X.400 priority, including a single body part being an FTBP and containing a file of 2 Mbytes is submitted from the UA of IUT-B and delivered to the UA of IUT-A.		
Test description:	<p>From the User Agent IUTBMHSA send a message including a single body part being an FTBP and containing a file of 2 Mbytes to the UA IUTAMHSA.</p> <p>Get the message at IUTAMHSA (UA terminal of IUT-A).</p>		
Test control:	<p>Check the correct reception of the message at the UA IUTAMHSA of the IUT-A system.</p> <p>Check the format and content of the message delivery envelope, IPM heading and body.</p> <p>Verify in particular the respective body part type, the size of the data and the indicated size by the mandatory element object-size of the element file-attributes, if available at the receiving UA.</p> <p>Note: This test aims to check submission, transfer and delivery of an IPM containing only one body part, as specified above. Thus the presence of the IHE elements is out of scope of this test.</p>		
Test result:	PASS	FAILED	INCONCLUSIVE

IT105	Submission, transfer and delivery of an IPM containing two body parts (UA IUT-A to UA IUT-B)		
Test-case id:	Tested functionality: Submission, transfer and delivery of messages with two body parts.		
IT105/TC01	A message with ATS-message-priority FF, including a general-text-body-part with ISO 646 repertoire and text length up to 1800 characters and one FTBP containing a file of 2Mbytes, is submitted from the UA of IUT-A and delivered to the UA of IUT-B.		
Test description:	<p>From the User Agent IUTAMHSA send the following message:</p> <p>PRI: FF</p> <p>FT: <FT></p> <p>TEST IT105/TC01</p>  <p>Get the message at IUTBMHSA (UA terminal of IUT-B).</p>		
Test control:	<p>Check the correct reception of the message at the UA IUTBMHSA of the IUT-B system.</p> <p>Check the format and content of the message delivery envelope, IPM heading and body (two body parts).</p> <p>Verify in particular:</p> <ul style="list-style-type: none"> - the respective body part types, - the size of the data and the indicated size by the mandatory element object-size of the element file-attributes, if available at the receiving UA, - the ATS-message header <p>Note: The ATSMHS subset Basic+FTBP is considered for this specific test.</p>		
Test result:	PASS	FAILED	INCONCLUSIVE

IT105	Submission, transfer and delivery of an IPM containing two body parts (UA IUT-A to UA IUT-B)		
Test-case id:	Tested functionality: Submission, transfer and delivery of messages with two body parts.		
IT105/TC02	<p>A message with ATS-message-priority FF, including an ia5-text with text length up to 1800 characters and one FTBP containing a file of 2Mbytes, is submitted from the UA of IUT-A and delivered to the UA of IUT-B.</p> <p>This test case can only be performed if the optional support of ia5-text upon message submission is implemented in the sending UA.</p>		
Test description:	<p>From the User Agent IUTAMHSA send the following message:</p> <p>PRI: FF</p> <p>FT: <FT></p> <p>TEST IT105/TC02</p> <div data-bbox="520 779 686 987" data-label="Image"> </div> <p>Get the message at IUTBMHSA (UA terminal of IUT-B).</p>		
Test control:	<p>Check the correct reception of the message at the UA IUTBMHSA of the IUT-B system.</p> <p>Check the format and content of the message delivery envelope, IPM heading and body (two body parts).</p> <p>Verify in particular:</p> <ul style="list-style-type: none"> - the respective body part types, - the size of the data and the indicated size by the mandatory element object-size of the element file-attributes, if available at the receiving UA, - the ATS-message header. <p>Note: The ATSMHS subset Basic+FTBP is considered for this specific test.</p>		
Test result:	PASS	FAILED	INCONCLUSIVE

IT106	Submission, transfer and delivery of an IPM containing two body parts (UA IUT-B to UA IUT-A)		
Test-case id:	Tested functionality: Submission, transfer and delivery of messages with two body parts.		
IT106/TC01	A message with ATS-message-priority FF, including a general-text-body-part with ISO 646 repertoire and text length up to 1800 characters and one FTBP containing a file of 2Mbytes, is submitted from the UA of IUT-B and delivered to the UA of IUT-A.		
Test description:	<p>From the User Agent IUTBMHSA send the following message:</p> <p>PRI: FF</p> <p>FT: <FT></p> <p>TEST IT106/TC01</p> <div data-bbox="520 719 686 931" data-label="Image"> </div> <p>Get the message at IUTAMHSA (UA terminal of IUT-A).</p>		
Test control:	<p>Check the correct reception of the message at the UA IUTAMHSA of the IUT-A system.</p> <p>Check the format and content of the message delivery envelope, IPM heading and body (two body parts).</p> <p>Verify in particular:</p> <ul style="list-style-type: none"> - the respective body part types, - the size of the data and the indicated size by the mandatory element object-size of the element file-attributes, if available at the receiving UA, - the ATS-message header. <p>Note: The ATSMHS subset Basic+FTBP is considered for this specific test.</p>		
Test result:	PASS	FAILED	INCONCLUSIVE

IT106	Submission, transfer and delivery of an IPM containing two body parts (UA IUT-B to UA IUT-A)		
Test-case id: IT106/TC02	<p>Tested functionality: Submission, transfer and delivery of messages with two body parts.</p> <p>A message with ATS-message-priority FF, including an ia5-text with text length up to 1800 characters and one FTBP containing a file of 2Mbytes, is submitted from the UA of IUT-B and delivered to the UA of IUT-A.</p> <p>This test case can only be performed if the optional support of ia5-text upon message submission is implemented in the sending UA.</p>		
Test description:	<p>From the User Agent IUTBMHSA send the following message:</p> <p>PRI: FF</p> <p>FT: <FT></p> <p>TEST IT106/TC02</p> <div data-bbox="520 813 686 1023" data-label="Image"> </div> <p>Get the message at IUTAMHSA (UA terminal of IUT-A).</p>		
Test control:	<p>Check the correct reception of the message at the UA IUTAMHSA of the IUT-A system.</p> <p>Check the format and content of the message delivery envelope, IPM heading and body (two body parts).</p> <p>Verify in particular:</p> <ul style="list-style-type: none"> - the respective body part types, - the size of the data and the indicated size by the mandatory element object-size of the element file-attributes, if available at the receiving UA, - the ATS-message header. <p>Note: The ATSMHS subset Basic+FTBP is considered for this specific test.</p>		
Test result:	PASS	FAILED	INCONCLUSIVE

6.3 Gateway Operations (AFTN to AMHS)

IT201	Convert an AFTN message to AMHS format (IUT-A)		
Test-case id:	Tested functionality: Conversion of messages with different AFTN priorities		
IT201/TC01	A KK priority message will be sent from the AFTN terminal of IUT-A, converted to AMHS and received at the UA of IUT-B.		
Test description:	<p>From the AFTN terminal IUTAFTNA of IUT-A send the following message to the User Agent (UA) of IUT-B:</p> <p>KK IUTBMHSA <FT> IUTAFTNA TEST IT201/TC01</p> <p>The message is converted from AFTN into AMHS format in the MTCU of IUT-A.</p>		
Test control:	<p>Check the correct reception of the message at the UA IUTBMHSA of the IUT-B system.</p> <p>Check</p> <ul style="list-style-type: none"> - the ATS-message-priority: PRI: KK - the message transfer priority: NON URGENT - the ATS-message-filing-time and - the ATS-message-text 		
Test result:	PASS	FAILED	INCONCLUSIVE

IT201	Convert an AFTN message to AMHS format (IUT-A)		
Test-case id:	Tested functionality: Conversion of messages with different AFTN priorities		
IT201/TC02	A GG priority message will be sent from the AFTN terminal of IUT-A, converted to AMHS and received at the UA of IUT-B.		
Test description:	<p>From the AFTN terminal IUTAFTNA of IUT-A send the following message to the User Agent (UA) of IUT-B:</p> <p>GG IUTBMHSA <FT> IUTAFTNA TEST IT201/TC02</p> <p>The message is converted from AFTN into AMHS format in the MTCU of IUT-A.</p>		
Test control:	<p>Check the correct reception of the message at the UA IUTBMHSA of the IUT-B system.</p> <p>Check</p> <ul style="list-style-type: none"> - the ATS-message-priority: PRI: GG - the message transfer priority: NON URGENT - the ATS-message-filing-time and - the ATS-message-text 		
Test result:	PASS	FAILED	INCONCLUSIVE

IT201	Convert an AFTN message to AMHS format (IUT-A)		
Test-case id: IT201/TC03	<p>Tested functionality: Conversion of messages with different AFTN priorities</p> <p>An FF priority message will be sent from the AFTN terminal of IUT-A, converted to AMHS and received at the UA of IUT-B.</p>		
Test description:	<p>From the AFTN terminal IUTAFTNA of IUT-A send the following message to the User Agent (UA) of IUT-B:</p> <p>FF IUTBMHSA <FT> IUTAFTNA TEST IT201/TC03</p> <p>The message is converted from AFTN into AMHS format in the MTCU of IUT-A.</p>		
Test control:	<p>Check the correct reception of the message at the UA IUTBMHSA of the IUT-B system.</p> <p>Check</p> <ul style="list-style-type: none"> - the ATS-message-priority: PRI: FF - the message transfer priority: NORMAL - the ATS-message-filing-time and - the ATS-message-text 		
Test result:	PASS	FAILED	INCONCLUSIVE

IT201	Convert an AFTN message to AMHS format (IUT-A)		
Test-case id: IT201/TC04	<p>Tested functionality: Conversion of messages with different AFTN priorities</p> <p>A DD priority message will be sent from the AFTN terminal of IUT-A, converted to AMHS and received at the UA of IUT-B.</p>		
Test description:	<p>From the AFTN terminal IUTAFTNA of IUT-A send the following message to the User Agent (UA) of IUT-B:</p> <p>DD IUTBMHSA <FT> IUTAFTNA TEST IT201/TC04</p> <p>The message is converted from AFTN into AMHS format in the MTCU of IUT-A.</p>		
Test control:	<p>Check the correct reception of the message at the UA IUTBMHSA of the IUT-B system.</p> <p>Check</p> <ul style="list-style-type: none"> - the ATS-message-priority: PRI: DD - the message transfer priority: NORMAL - the ATS-message-filing-time and - the ATS-message-text 		
Test result:	PASS	FAILED	INCONCLUSIVE

IT201	Convert an AFTN message to AMHS format (IUT-A)		
Test-case id: IT201/TC05	<p>Tested functionality: Conversion of messages with different AFTN priorities</p> <p>An SS priority message will be sent from the AFTN terminal of IUT-A, converted to AMHS and received at the UA of IUT-B.</p>		
Test description:	<p>From the AFTN terminal IUTAFTNA of IUT-A send the following message to the User Agent (UA) of IUT-B:</p> <p>SS IUTBMHSA <FT> IUTAFTNA TEST IT201/TC05</p> <p>The message is converted from AFTN into AMHS format in the MTCU of IUT-A.</p> <p><i>Generate a RN or an IPM containing the SS ACK message at the receiving UA IUTBMHSA of IUT-B.</i></p>		
Test control:	<p>Check the correct reception of the message at the UA IUTBMHSA of the IUT-B system.</p> <p>Check</p> <ul style="list-style-type: none"> - the ATS-message-priority: PRI: SS - the message transfer priority: URGENT - the ATS-message-filing-time and - the ATS-message-text <p><i>If a RN or an IPM containing the SS ACK message is sent from the UA IUTBMHSA of IUT-B, the MTCU of IUT-A converts it into an AFTN SS ACK message which is sent to the AFTN terminal of IUT-A.</i></p> <p><i>Check the reception of the SS Ack message at the AFTN terminal IUTAFTNA of IUT-A. Its originator indicator shall be the AFTN address IUTBMHSA, and its text shall be “R <FT> IUTAFTNA”, where <FT> denotes the filing time of the subject AFTN message.</i></p>		
Test result:	PASS	FAILED	INCONCLUSIVE

IT202	Convert an AFTN message to AMHS format (IUT-B)		
Test-case id:	Tested functionality: Conversion of messages with different AFTN priorities		
IT202/TC01	A KK priority message will be sent from the AFTN terminal of IUT-B, converted to AMHS and received at the UA of IUT-A.		
Test description:	<p>From the AFTN terminal IUTBFTNA of IUT-B send the following message to the User Agent (UA) of IUT-A:</p> <p>KK IUTAMHSA <FT> IUTBFTNA TEST IT202/TC01</p> <p>The message is converted from AFTN into AMHS format in the MTCU of IUT-B.</p>		
Test control:	<p>Check the correct reception of the message at the UA IUTAMHSA of the IUT-A system.</p> <p>Check</p> <ul style="list-style-type: none"> - the ATS-message-priority: PRI: KK - the message transfer priority: NON URGENT - the ATS-message-filing-time and - the ATS-message-text 		
Test result:	PASS	FAILED	INCONCLUSIVE

IT202	Convert an AFTN message to AMHS format (IUT-B)		
Test-case id:	Tested functionality: Conversion of messages with different AFTN priorities		
IT202/TC02	A GG priority message will be sent from the AFTN terminal of IUT-B, converted to AMHS and received at the UA of IUT-A.		
Test description:	<p>From the AFTN terminal IUTBFTNA of IUT-B send the following message to the User Agent (UA) of IUT-A:</p> <p>GG IUTAMHSA <FT> IUTBFTNA TEST IT202/TC02</p> <p>The message is converted from AFTN into AMHS format in the MTCU of IUT-B.</p>		
Test control:	<p>Check the correct reception of the message at the UA IUTAMHSA of the IUT-A system.</p> <p>Check</p> <ul style="list-style-type: none"> - the ATS-message-priority: PRI: GG - the message transfer priority: NON URGENT - the ATS-message-filing-time and - the ATS-message-text 		
Test result:	PASS	FAILED	INCONCLUSIVE

IT202	Convert an AFTN message to AMHS format (IUT-B)		
Test-case id: IT202/TC03	<p>Tested functionality: Conversion of messages with different AFTN priorities</p> <p>An FF priority message will be sent from the AFTN terminal of IUT-B, converted to AMHS and received at the UA of IUT-A.</p>		
Test description:	<p>From the AFTN terminal IUTBFTNA of IUT-B send the following message to the User Agent (UA) of IUT-A:</p> <p>FF IUTAMHSA <FT> IUTBFTNA TEST IT202/TC03</p> <p>The message is converted from AFTN into AMHS format in the MTCU of IUT-B.</p>		
Test control:	<p>Check the correct reception of the message at the UA IUTAMHSA of the IUT-A system.</p> <p>Check</p> <ul style="list-style-type: none"> - the ATS-message-priority: PRI: FF - the message transfer priority: NORMAL - the ATS-message-filing-time and - the ATS-message-text 		
Test result:	PASS	FAILED	INCONCLUSIVE

IT202	Convert an AFTN message to AMHS format (IUT-B)		
Test-case id: IT202/TC04	<p>Tested functionality: Conversion of messages with different AFTN priorities</p> <p>A DD priority message will be sent from the AFTN terminal of IUT-B, converted to AMHS and received at the UA of IUT-A.</p>		
Test description:	<p>From the AFTN terminal IUTBFTNA of IUT-B send the following message to the User Agent (UA) of IUT-A:</p> <p>DD IUTAMHSA <FT> IUTBFTNA TEST IT202/TC04</p> <p>The message is converted from AFTN into AMHS format in the MTCU of IUT-B.</p>		
Test control:	<p>Check the correct reception of the message at the UA IUTAMHSA of the IUT-A system.</p> <p>Check</p> <ul style="list-style-type: none"> - the ATS-message-priority: PRI: DD - the message transfer priority: NORMAL - the ATS-message-filing-time and - the ATS-message-text 		
Test result:	PASS	FAILED	INCONCLUSIVE

IT202	Convert an AFTN message to AMHS format (IUT-B)		
Test-case id: IT202/TC05	<p>Tested functionality: Conversion of messages with different AFTN priorities</p> <p>An SS priority message will be sent from the AFTN terminal of IUT-B, converted to AMHS and received at the UA of IUT-A.</p>		
Test description:	<p>From the AFTN terminal IUTBFTNA of IUT-B send the following message to the User Agent (UA) of IUT-A:</p> <p>SS IUTAMHSA <FT> IUTBFTNA TEST IT202/TC05</p> <p>The message is converted from AFTN into AMHS format in the MTCU of IUT-B.</p> <p><i>Generate a RN or an IPM containing the SS ACK message at the receiving UA IUTAMHSA of IUT-A.</i></p>		
Test control:	<p>Check the correct reception of the message at the UA IUTAMHSA of the IUT-A system.</p> <p>Check</p> <ul style="list-style-type: none"> - the ATS-message-priority: PRI: SS - the message transfer priority: URGENT - the ATS-message-filing-time and - the ATS-message-text <p><i>If a RN or an IPM containing the SS ACK message is sent from the UA IUTAMHSA of IUT-A, the MTCU of IUT-B converts it into an ASFTN SS ACK message which is sent to the AFTN terminal of IUT-B.</i></p> <p><i>Check the reception of the SS Ack message at the AFTN terminal IUTBFTNA of IUT-B. Its originator indicator shall be the AFTN address IUTAMHSA, and its text shall be “R <FT> IUTBFTNA”, where <FT> denotes the filing time of the subject AFTN message.</i></p>		
Test result:	PASS	FAILED	INCONCLUSIVE

6.4 Gateway Operations (AMHS to AFTN)

IT301	Convert an IPM to AFTN format (IUT-B)		
Test-case id:	Tested functionality: Conversion of messages with different ATS-message-priorities		
IT301/TC01	A KK priority message will be submitted from the UA of IUT-A, converted to AFTN in IUT-B and received at the AFTN terminal of IUT-B.		
Test description:	<p>From the User Agent IUTAMHSA send the following message to the AFTN terminal IUTBFTNA of IUT-B:</p> <p>PRI: KK FT: <FT> OHI: TEST IT301/TC01</p> <p>The message is converted from AMHS into AFTN format in the MTCU of IUT-B.</p>		
Test control:	<p>Check the correct reception of the message at the AFTN terminal IUTBFTNA of the IUT-B system.</p> <p>Check</p> <ul style="list-style-type: none"> - the AFTN priority: KK - the AFTN filing time and - the AFTN message text 		
Test result:	PASS	FAILED	INCONCLUSIVE

IT301	Convert an IPM to AFTN format (IUT-B)		
Test-case id: IT301/TC02	<p>Tested functionality: Conversion of messages with different ATS-message-priorities</p> <p>A GG priority message will be submitted from the UA of IUT-A, converted to AFTN in IUT-B and received at the AFTN terminal of IUT-B.</p>		
Test description:	<p>From the User Agent IUTAMHSA send the following message to the AFTN terminal IUTBFTNA of IUT-B:</p> <p>PRI: GG FT: <FT> OHI: TEST IT301/TC02</p> <p>The message is converted from AMHS into AFTN format in the MTCU of IUT-B.</p>		
Test control:	<p>Check the correct reception of the message at the AFTN terminal IUTBFTNA of the IUT-B system.</p> <p>Check</p> <ul style="list-style-type: none"> - the AFTN priority: GG - the AFTN filing time and - the AFTN message text 		
Test result:	PASS	FAILED	INCONCLUSIVE

IT301	Convert an IPM to AFTN format (IUT-B)		
Test-case id: IT301/TC03	<p>Tested functionality: Conversion of messages with different ATS-message-priorities</p> <p>An FF priority message will be submitted from the UA of IUT-A, converted to AFTN in IUT-B and received at the AFTN terminal of IUT-B.</p>		
Test description:	<p>From the User Agent IUTAMHSA send the following message to the AFTN terminal IUTBFTNA of IUT-B:</p> <p>PRI: FF FT: <FT> OHI: TEST IT301/TC03</p> <p>The message is converted from AMHS into AFTN format in the MTCU of IUT-B.</p>		
Test control:	<p>Check the correct reception of the message on the AFTN terminal IUTBFTNA of the IUT-B system.</p> <p>Check</p> <ul style="list-style-type: none"> - the AFTN priority: FF - the AFTN filing time and - the AFTN message text 		
Test result:	PASS	FAILED	INCONCLUSIVE

IT301	Convert an IPM to AFTN format (IUT-B)		
Test-case id: IT301/TC04	<p>Tested functionality: Conversion of messages with different ATS-message-priorities</p> <p>A DD priority message will be submitted from the UA of IUT-A, converted to AFTN in IUT-B and received at the AFTN terminal of IUT-B.</p>		
Test description:	<p>From the User Agent IUTAMHSA send the following message to the AFTN terminal IUTBFTNA of IUT-B:</p> <p>PRI: DD FT: <FT> OHI: TEST IT301/TC04</p> <p>The message is converted from AMHS into AFTN format in the MTCU of IUT-B.</p>		
Test control:	<p>Check the correct reception of the message on the AFTN terminal IUTBFTNA of the IUT-B system.</p> <p>Check</p> <ul style="list-style-type: none"> - the AFTN priority: DD - the AFTN filing time and - the AFTN message text 		
Test result:	PASS	FAILED	INCONCLUSIVE

IT301	Convert an IPM to AFTN format (IUT-B)		
Test-case id: IT301/TC05	<p>Tested functionality: Conversion of messages with different ATS-message-priorities</p> <p>An SS priority message will be submitted from the UA of IUT-A, converted to AFTN in IUT-B and received at the AFTN terminal of IUT-B.</p>		
Test description:	<p>From the User Agent IUTAMHSA send the following message to the AFTN terminal IUTBFTNA of IUT-B:</p> <p>PRI: SS FT: <FT> OHI: TEST IT301/TC05</p> <p>The message is converted from AMHS into AFTN format in the MTCU of IUT-B.</p> <p><i>An SS Acknowledgement message is sent from the receiving AFTN terminal.</i></p>		
Test control:	<p>Check the correct reception of the message on the AFTN terminal IUTBFTNA of the IUT-B system.</p> <p>Check</p> <ul style="list-style-type: none"> - the AFTN priority: SS - the AFTN filing time and - the AFTN message text <p><i>The MTCU of IUT-B either converts the SS Acknowledgment message into:</i></p> <ul style="list-style-type: none"> <i>a) a RN, or</i> <i>b) an IPM containing the SS Acknowledgment message</i> <p><i>If case a) is implemented check the reception of the RN at the UA IUTAMHSA of ITU-A.</i></p> <p><i>If case b) is implemented check the reception of an IPM containing the SS Acknowledgment message at the UA IUTAMHSA of ITU-A.</i></p>		
Test result:	PASS	FAILED	INCONCLUSIVE

IT302	Convert an IPM to AFTN format (IUT-A)		
Test-case id: IT302/TC01	<p>Tested functionality: Conversion of messages with different ATS-message-priorities</p> <p>A KK priority message will be submitted from the UA of IUT-B, converted to AFTN in IUT-A and received at the AFTN terminal of IUT-A.</p>		
Test description:	<p>From the User Agent IUTBMHSA send the following message to the AFTN terminal IUTAFTNA of IUT-A:</p> <p>PRI: KK FT: <FT> OHI: TEST IT302/TC01</p> <p>The message is converted from AMHS into AFTN format in the MTCU of IUT-A.</p>		
Test control:	<p>Check the correct reception of the message on the AFTN terminal IUTAFTNA of the IUT-A system.</p> <p>Check</p> <ul style="list-style-type: none"> - the AFTN priority: KK - the AFTN filing time and - the AFTN message text 		
Test result:	PASS	FAILED	INCONCLUSIVE

IT302	Convert an IPM to AFTN format (IUT-A)		
Test-case id: IT302/TC02	<p>Tested functionality: Conversion of messages with different ATS-message-priorities</p> <p>A GG priority message will be submitted from the UA of IUT-B, converted to AFTN in IUT-A and received at the AFTN terminal of IUT-A.</p>		
Test description:	<p>From the User Agent IUTBMHSA send the following message to the AFTN terminal IUTAFTNA of IUT-A:</p> <p>PRI: GG FT: <FT> OHI: TEST IT302/TC02</p> <p>The message is converted from AMHS into AFTN format in the MTCU of IUT-A.</p>		
Test control:	<p>Check the correct reception of the message on the AFTN terminal IUTAFTNA of the IUT-A system.</p> <p>Check</p> <ul style="list-style-type: none"> - the AFTN priority: GG - the AFTN filing time and - the AFTN message text 		
Test result:	PASS	FAILED	INCONCLUSIVE

IT302	Convert an IPM to AFTN format (IUT-A)		
Test-case id: IT302/TC03	<p>Tested functionality: Conversion of messages with different ATS-message-priorities</p> <p>An FF priority message will be submitted from the UA of IUT-B, converted to AFTN in IUT-A and received at the AFTN terminal of IUT-A.</p>		
Test description:	<p>From the User Agent IUTBMHSA send the following message to the AFTN terminal IUTAFTNA of IUT-A:</p> <p>PRI: FF FT: <FT> OHI: TEST IT302/TC03</p> <p>The message is converted from AMHS into AFTN format in the MTCU of IUT-A.</p>		
Test control:	<p>Check the correct reception of the message on the AFTN terminal IUTAFTNA of the IUT-A system.</p> <p>Check</p> <ul style="list-style-type: none"> - the AFTN priority: FF - the AFTN filing time and - the AFTN message text 		
Test result:	PASS	FAILED	INCONCLUSIVE

IT302	Convert an IPM to AFTN format (IUT-A)		
Test-case id: IT302/TC04	<p>Tested functionality: Conversion of messages with different ATS-message-priorities</p> <p>A DD priority message will be submitted from the UA of IUT-B, converted to AFTN in IUT-A and received at the AFTN terminal of IUT-A.</p>		
Test description:	<p>From the User Agent IUTBMHSA send the following message to the AFTN terminal IUTAFTNA of IUT-A:</p> <p>PRI: DD FT: <FT> OHI: TEST IT302/TC04</p> <p>The message is converted from AMHS into AFTN format in the MTCU of IUT-A.</p>		
Test control:	<p>Check the correct reception of the message on the AFTN terminal IUTAFTNA of the IUT-A system.</p> <p>Check</p> <ul style="list-style-type: none"> - the AFTN priority: DD - the AFTN filing time and - the AFTN message text 		
Test result:	PASS	FAILED	INCONCLUSIVE

IT302	Convert an IPM to AFTN format (IUT-A)		
Test-case id: IT302/TC05	<p>Tested functionality: Conversion of messages with different ATS-message-priorities</p> <p>An SS priority message will be submitted from the UA of IUT-B, converted to AFTN in IUT-A and received at the AFTN terminal of IUT-A.</p>		
Test description:	<p>From the User Agent IUTBMHSA send the following message to the AFTN terminal IUTAFTNA of IUT-A:</p> <p>PRI: SS FT: <FT> OHI: TEST IT302/TC05</p> <p>The message is converted from AMHS into AFTN format in the MTCU of IUT-A.</p> <p><i>An SS Acknowledgement message is sent from the receiving AFTN terminal.</i></p>		
Test control:	<p>Check the correct reception of the message on the AFTN terminal IUTAFTNA of the IUT-A system.</p> <p>Check</p> <ul style="list-style-type: none"> - the AFTN priority: SS - the AFTN filing time and - the AFTN message text <p><i>The MTCU of IUT-A either converts the SS Acknowledgment message into:</i></p> <ul style="list-style-type: none"> <i>a) a RN, or</i> <i>b) an IPM containing the SS Acknowledgment message</i> <p><i>If case a) is implemented check the reception of the RN at the UA IUTBMHSA of IUT-B.</i></p> <p><i>If case b) is implemented check the reception of an IPM containing the SS Acknowledgment message at the UA IUTBMHSA of IUT-B.</i></p>		
Test result:	PASS	FAILED	INCONCLUSIVE

6.5 Gateway Operations (AFTN to AMHS to AFTN)

IT401	Convert an AFTN message to AMHS and back to AFTN format (IUT-A to IUT-B)		
Test-case id:	Tested functionality: Conversion of messages with different AFTN priorities		
IT401/TC01	An AFTN message with KK priority will be sent from the AFTN terminal of IUT-A to the AFTN terminal of IUT-B.		
Test description:	<p>From the AFTN terminal IUTAFTNA send the following message to the AFTN terminal IUTBFTNA of IUT-B:</p> <p>KK IUTBFTNA <FT> IUTAFTNA TEST IT401/TC01</p> <p>The message is</p> <ul style="list-style-type: none"> - converted from AFTN into AMHS format in the MTCU of IUT-A, - transferred via the MTA of IUT A to the MTA of IUT-B, - routed to the MTCU of IUT-B and - converted from AMHS into AFTN format in the MTCU of IUT-B. <p>.</p>		
Test control:	<p>Check the correct reception of the message on the AFTN terminal IUTBFTNA of the IUT-B system.</p> <p>Check</p> <ul style="list-style-type: none"> - the AFTN priority: KK - the AFTN filing time and - the AFTN message text 		
Test result:	PASS	FAILED	INCONCLUSIVE

IT401	Convert an AFTN message to AMHS and back to AFTN format (IUT-A to IUT-B)		
Test-case id:	Tested functionality: Conversion of messages with different AFTN priorities		
IT401/TC02	An AFTN message with GG priority will be sent from the AFTN terminal of IUT-A to the AFTN terminal of IUT-B.		
Test description:	<p>From the AFTN terminal IUTAFTNA send the following message to the AFTN terminal IUTBFTNA of IUT-B:</p> <p>GG IUTBFTNA <FT> IUTAFTNA TEST IT401/TC02</p> <p>The message is</p> <ul style="list-style-type: none"> - converted from AFTN into AMHS format in the MTCU of IUT-A, - transferred via the MTA of IUT A to the MTA of IUT-B, - routed to the MTCU of IUT-B and - converted from AMHS into AFTN format in the MTCU of IUT-B. <p>.</p>		
Test control:	<p>Check the correct reception of the message on the AFTN terminal IUTBFTNA of the IUT-B system.</p> <p>Check</p> <ul style="list-style-type: none"> - the AFTN priority: GG - the AFTN filing time and - the AFTN message text 		
Test result:	PASS	FAILED	INCONCLUSIVE

IT401	Convert an AFTN message to AMHS and back to AFTN format (IUT-A to IUT-B)		
Test-case id: IT401/TC03	<p>Tested functionality: Conversion of messages with different AFTN priorities</p> <p>An AFTN message with FF priority will be sent from the AFTN terminal of IUT-A to the AFTN terminal of IUT-B.</p>		
Test description:	<p>From the AFTN terminal IUTAFTNA send the following message to the AFTN terminal IUTBFTNA of IUT-B:</p> <p>FF IUTBFTNA <FT> IUTAFTNA TEST IT401/TC03</p> <p>The message is</p> <ul style="list-style-type: none"> - converted from AFTN into AMHS format in the MTCU of IUT-A, - transferred via the MTA of IUT A to the MTA of IUT-B, - routed to the MTCU of IUT-B and - converted from AMHS into AFTN format in the MTCU of IUT-B. <p>.</p>		
Test control:	<p>Check the correct reception of the message on the AFTN terminal IUTBFTNA of the IUT-B system.</p> <p>Check</p> <ul style="list-style-type: none"> - the AFTN priority: FF - the AFTN filing time and - the AFTN message text 		
Test result:	PASS	FAILED	INCONCLUSIVE

IT401	Convert an AFTN message to AMHS and back to AFTN format (IUT-A to IUT-B)		
Test-case id:	Tested functionality: Conversion of messages with different AFTN priorities		
IT401/TC04	An AFTN message with DD priority will be sent from the AFTN terminal of IUT-A to the AFTN terminal of IUT-B.		
Test description:	<p>From the AFTN terminal IUTAFTNA send the following message to the AFTN terminal IUTBFTNA of IUT-B:</p> <p>DD IUTBFTNA <FT> IUTAFTNA TEST IT401/TC04</p> <p>The message is</p> <ul style="list-style-type: none"> - converted from AFTN into AMHS format in the MTCU of IUT-A, - transferred via the MTA of IUT A to the MTA of IUT-B, - routed to the MTCU of IUT-B and - converted from AMHS into AFTN format in the MTCU of IUT-B. 		
Test control:	<p>Check the correct reception of the message on the AFTN terminal IUTBFTNA of the IUT-B system.</p> <p>Check</p> <ul style="list-style-type: none"> - the AFTN priority: DD - the AFTN filing time and - the AFTN message text 		
Test result:	PASS	FAILED	INCONCLUSIVE

IT401	Convert an AFTN message to AMHS and back to AFTN format (IUT-A to IUT-B)		
Test-case id: IT401/TC05	<p>Tested functionality: Conversion of messages with different AFTN priorities</p> <p>An AFTN message with SS priority will be sent from the AFTN terminal of IUT-A to the AFTN terminal of IUT-B.</p>		
Test description:	<p>From the AFTN terminal IUTAFTNA send the following message to the AFTN terminal IUTBFTNA of IUT-B:</p> <p>SS IUTBFTNA <FT> IUTAFTNA TEST IT401/TC05</p> <p>The message is</p> <ul style="list-style-type: none"> - converted from AFTN into AMHS format in the MTCU of IUT-A, - transferred via the MTA of IUT A to the MTA of IUT-B, - routed to the MTCU of IUT-B and - converted from AMHS into AFTN format in the MTCU of IUT-B. <p><i>An SS Acknowledgement message is sent from the receiving AFTN terminal.</i></p>		
Test control:	<p>Check the correct reception of the message on the AFTN terminal IUTBFTNA of the IUT-B system.</p> <p>Check</p> <ul style="list-style-type: none"> - the AFTN priority: SS - the AFTN filing time and - the AFTN message text <p><i>When the SS Ack message is sent, the MTCU of IUT-B converts it into a RN or an IPM containing the SS Acknowledgement message; the RN or the IPM is re-converted to an SS Acknowledgement message in the MTCU of IUT-A.</i></p> <p><i>Check the reception of the SS Acknowledgement at the AFTN terminal IUTAFTNA of IUT-A.</i></p>		
Test result:	PASS	FAILED	INCONCLUSIVE

IT402	Convert an AFTN message to AMHS and back to AFTN format (IUT-B to IUT-A)		
Test-case id:	Tested functionality: Conversion of messages with different AFTN priorities		
IT402/TC01	An AFTN message with KK priority will be sent from the AFTN terminal of IUT-B to the AFTN terminal of IUT-A.		
Test description:	<p>From the AFTN terminal IUTBFTNA send the following message to the AFTN terminal IUTAFTNA of IUT-A:</p> <p>KK IUTAFTNA <FT> IUTBFTNA TEST IT402/TC01</p> <p>The message is</p> <ul style="list-style-type: none"> - converted from AFTN into AMHS format in the MTCU of IUT-B, - transferred via the MTA of IUT B to the MTA of IUT-A, - routed to the MTCU of IUT-A and - converted from AMHS into AFTN format in the MTCU of IUT-A. 		
Test control:	<p>Check the correct reception of the message on the AFTN terminal IUTAFTNA of the IUT-A system.</p> <p>Check</p> <ul style="list-style-type: none"> - the AFTN priority: KK - the AFTN filing time and - the AFTN message text 		
Test result:	PASS	FAILED	INCONCLUSIVE

IT402	Convert an AFTN message to AMHS and back to AFTN format (IUT-B to IUT-A)		
Test-case id:	Tested functionality: Conversion of messages with different AFTN priorities		
IT402/TC02	An AFTN message with GG priority will be sent from the AFTN terminal of IUT-B to the AFTN terminal of IUT-A.		
Test description:	<p>From the AFTN terminal IUTBFTNA send the following message to the AFTN terminal IUTAFTNA of IUT-A:</p> <p>GG IUTAFTNA <FT> IUTBFTNA TEST IT402/TC02</p> <p>The message is</p> <ul style="list-style-type: none"> - converted from AFTN into AMHS format in the MTCU of IUT-B, - transferred via the MTA of IUT B to the MTA of IUT-A, - routed to the MTCU of IUT-A and - converted from AMHS into AFTN format in the MTCU of IUT-A. 		
Test control:	<p>Check the correct reception of the message on the AFTN terminal IUTAFTNA of the IUT-A system.</p> <p>Check</p> <ul style="list-style-type: none"> - the AFTN priority: GG - the AFTN filing time and - the AFTN message text 		
Test result:	PASS	FAILED	INCONCLUSIVE

IT402	Convert an AFTN message to AMHS and back to AFTN format (IUT-B to IUT-A)		
Test-case id: IT402/TC03	<p>Tested functionality: Conversion of messages with different AFTN priorities</p> <p>An AFTN message with FF priority will be sent from the AFTN terminal of IUT-B to the AFTN terminal of IUT-A.</p>		
Test description:	<p>From the AFTN terminal IUTBFTNA send the following message to the AFTN terminal IUTAFTNA of IUT-A:</p> <p>FF IUTAFTNA <FT> IUTBFTNA TEST IT402/TC03</p> <p>The message is</p> <ul style="list-style-type: none"> - converted from AFTN into AMHS format in the MTCU of IUT-B, - transferred via the MTA of IUT B to the MTA of IUT-A, - routed to the MTCU of IUT-A and - converted from AMHS into AFTN format in the MTCU of IUT-A. 		
Test control:	<p>Check the correct reception of the message on the AFTN terminal IUTAFTNA of the IUT-A system.</p> <p>Check</p> <ul style="list-style-type: none"> - the AFTN priority: FF - the AFTN filing time and - the AFTN message text 		
Test result:	PASS	FAILED	INCONCLUSIVE

IT402	Convert an AFTN message to AMHS and back to AFTN format (IUT-B to IUT-A)		
Test-case id: IT402/TC04	<p>Tested functionality: Conversion of messages with different AFTN priorities</p> <p>An AFTN message with DD priority will be sent from the AFTN terminal of IUT-B to the AFTN terminal of IUT-A.</p>		
Test description:	<p>From the AFTN terminal IUTBFTNA send the following message to the AFTN terminal IUTAFTNA of IUT-A:</p> <p>DD IUTAFTNA <FT> IUTBFTNA TEST IT402/TC04</p> <p>The message is</p> <ul style="list-style-type: none"> - converted from AFTN into AMHS format in the MTCU of IUT-B, - transferred via the MTA of IUT B to the MTA of IUT-A, - routed to the MTCU of IUT-A and - converted from AMHS into AFTN format in the MTCU of IUT-A. 		
Test control:	<p>Check the correct reception of the message on the AFTN terminal IUTAFTNA of the IUT-A system.</p> <p>Check</p> <ul style="list-style-type: none"> - the AFTN priority: DD - the AFTN filing time and - the AFTN message text 		
Test result:	PASS	FAILED	INCONCLUSIVE

IT402	Convert an AFTN message to AMHS and back to AFTN format (IUT-B to IUT-A)		
Test-case id: IT402/TC05	<p>Tested functionality: Conversion of messages with different AFTN priorities</p> <p>An AFTN message with SS priority will be sent from the AFTN terminal of IUT-B to the AFTN terminal of IUT-A.</p>		
Test description:	<p>From the AFTN terminal of IUTBFTNA send the following message to the AFTN terminal IUTAFTNA of IUT-A:</p> <p>SS IUTAFTNA <FT> IUTBFTNA TEST IT402/TC05</p> <p>The message is</p> <ul style="list-style-type: none"> - converted from AFTN into AMHS format in the MTCU of IUT-B, - transferred via the MTA of IUT B to the MTA of IUT-A, - routed to the MTCU of IUT-A and - converted from AMHS into AFTN format in the MTCU of IUT-A. <p><i>An SS Acknowledgement message is sent from the receiving AFTN terminal.</i></p>		
Test control:	<p>Check the correct reception of the message on the AFTN terminal IUTAFTNA of the IUT-A system.</p> <p>Check</p> <ul style="list-style-type: none"> - the AFTN priority: SS - the AFTN filing time and - the AFTN message text <p><i>When the SS Ack message is sent, the MTCU of IUT-A converts it into a RN or an IPM containing the SS Acknowledgement message; the RN or the IPM is re-converted to an SS Acknowledgement message in the MTCU of IUT-B.</i></p> <p><i>Check the reception of the SS Acknowledgement at the AFTN terminal IUTBFTNA of ITU-B.</i></p>		
Test result:	PASS	FAILED	INCONCLUSIVE

6.6 Gateway Operations – special cases

IT501	Distribute an IPM to AMHS and AFTN users		
Test-case id: IT501/TC01	<p>Tested functionality: Distribution of IPM</p> <p>A message will be sent from a UA on IUT-A to IUT-B with Primary Recipients addressing an AFTN terminal and a UA in IUT-B.</p>		
Test description:	<p>From IUTAMHSA send the following message to: <u>Primary Recipients:</u> IUTBMHSA and IUTBFTNA PRI: FF FT: <FT> TEST IT501/TC01</p> <p>Get the message at the UA- and AFTN terminals of IUT-B.</p>		
Test control:	<p>Check the correct reception of the message by IUTBFTNA and IUTBMHSA in the IUT-B configuration.</p>		
Test result:	PASS	FAILED	INCONCLUSIVE

IT501	Distribute an IPM to AMHS and AFTN users		
Test-case id: IT501/TC02	<p>Tested functionality: Distribution of IPM</p> <p>A message will be sent from a UA on IUT-B to IUT-A with Primary Recipients addressing an AFTN terminal and a UA in IUT-A.</p>		
Test description:	<p>From IUTBMHSA send the following message to:</p> <p><u>Primary Recipients</u>: IUTAMHSA and IUTAFTNA</p> <p>PRI: FF</p> <p>FT: <FT></p> <p>TEST IT501/TC02</p> <p>Get the message at the UA- and AFTN terminals of IUT-A.</p>		
Test control:	<p>Check the correct reception of the message by IUTAFTNA and IUTAMHSA in the IUT-A configuration.</p>		
Test result:	PASS	FAILED	INCONCLUSIVE

IT501	Distribute an IPM to AMHS and AFTN users		
Test-case id: IT501/TC03	<p>Tested functionality: Distribution of IPM</p> <p>A message will be sent from a UA on IUT-A to IUT-B with Primary Recipients and Copy Recipients, addressing AFTN terminals and UAs in IUT-B.</p>		
Test description:	<p>From IUTAMHSA send the following message to:</p> <p><u>Primary Recipients:</u> IUTBMHSA and IUTBFTNA</p> <p><u>Copy Recipients:</u> IUTBMHSB and IUTBFTNB</p> <p>PRI: FF</p> <p>FT: <FT></p> <p>TEST IT501/TC03</p> <p>Get the message at the UA- and AFTN terminals of IUT-B.</p>		
Test control:	<p>Check the correct reception of the message by IUTBFTNA, IUTBFTNB and IUTBMHSA, IUTBMHSB in the IUT-B configuration.</p>		
Test result:	PASS	FAILED	INCONCLUSIVE

IT501	Distribute an IPM to AMHS and AFTN users		
Test-case id: IT501/TC04	<p>Tested functionality: Distribution of IPM</p> <p>A message will be sent from a UA on IUT-B to IUT-A with Primary Recipients and Copy Recipients, addressing AFTN terminals and UAs in IUT-A.</p>		
Test description:	<p>From IUTBMHSA send the following message to:</p> <p><u>Primary Recipients:</u> IUTAMHSA and IUTAFTNA</p> <p><u>Copy Recipients:</u> IUTAMHSB and IUTAFTNB</p> <p>PRI: FF</p> <p>FT: <FT></p> <p>TEST IT501/TC04</p> <p>Get the message at the UA- and AFTN terminals of IUT-A.</p>		
Test control:	<p>Check the correct reception of the message by IUTAFTNA, IUTAFTNB and IUTAMHSA, IUTAMHSB in the IUT-A configuration.</p>		
Test result:	PASS	FAILED	INCONCLUSIVE

IT502	Expand a DL addressing both AMHS and AFTN users		
Test-case id: IT502/TC01	<p>Tested functionality: Expanding of Distribution list</p> <p>The message will be sent from a UA on IUT-A addressing a local DL which contains addresses of AFTN terminals and the UA in IUT-B.</p>		
Test description:	<p>IUTADLLO must be configured as a local DL entry in IUT-A containing the addresses IUTBFTNA IUTBFTNB and IUTBMHSA.</p> <p>From IUTAMHSA send the following message to IUTADLLO: PRI: FF FT: <FT> TEST IT502/TC01</p> <p>Get the message at the UA and AFTN terminals of IUT-B.</p>		
Test control:	<p>Check the correct reception of the message by AFTN terminals IUTBFTNA, IUTBFTNB and UA IUTBMHSA in the IUT-B configuration.</p>		
Test result:	PASS	FAILED	INCONCLUSIVE

IT502	Expand a DL addressing both AMHS and AFTN users		
Test-case id: IT502/TC02	<p>Tested functionality: Expanding of Distribution list</p> <p>The message will be sent from a UA on IUT-B addressing a local DL which contains addresses of AFTN terminals and the UA in IUT-A.</p>		
Test description:	<p>IUTBDLLO must be configured as a local DL entry in IUT-B containing the addresses IUTAFTNA, IUTAFTNB and IUTAMHSA.</p> <p>From IUTBMHSA send the following message to IUTBDLLO: PRI: FF FT: <FT> TEST IT502/TC02</p> <p>Get the message at the UA and AFTN terminals of IUT-A.</p>		
Test control:	<p>Check the correct reception of the message by AFTN terminals IUTAFTNA, IUTAFTNB and UA IUTAMHSA in the IUT-A configuration.</p>		
Test result:	PASS	FAILED	INCONCLUSIVE

IT502	Expand a DL addressing both AMHS and AFTN users		
Test-case id: IT502/TC03	<p>Tested functionality: Expanding of Distribution list</p> <p>The message will be sent from a UA on IUT-A addressing a remote DL in IUT-B which contains addresses of AFTN terminals and the UA in IUT-B.</p>		
Test description:	<p>IUTBDLRE must be configured as a local DL entry in IUT-B containing the addresses IUTBFTNA, IUTBFTNB and IUTBMHSA.</p> <p>From IUTAMHSA send the following message to IUTBDLRE: PRI: FF FT: <FT> TEST IT502/TC03</p> <p>Get the message at the UA and AFTN terminals of IUT-B.</p>		
Test control:	<p>Check the correct reception of the message by AFTN terminals IUTBFTNA, IUTBFTNB and UA IUTBMHSA in the IUT-B configuration.</p>		
Test result:	PASS	FAILED	INCONCLUSIVE

IT502	Expand a DL addressing both AMHS and AFTN users		
Test-case id: IT502/TC04	<p>Tested functionality: Expanding of Distribution list</p> <p>The message will be sent from a UA on IUT-B addressing a remote DL in IUT-A which contains addresses of AFTN terminals and the UA in IUT-A.</p>		
Test description:	<p>IUTADLRE must be configured as a local DL entry in IUT-A containing the addresses IUTAFTNA, IUTAFTNB and IUTAMHSA.</p> <p>From IUTBMHSA send the following message to IUTADLRE: PRI: FF FT: <FT> TEST IT502/TC04</p> <p>Get the message at the UA- and AFTN terminals of IUT-B.</p>		
Test control:	<p>Check the correct reception of the message by AFTN terminals IUTAFTNA, IUTAFTNB and UA IUTAMHSA in the IUT-A configuration.</p>		
Test result:	PASS	FAILED	INCONCLUSIVE

IT503	Convert or reject an IPM, if the ATS-message-text contains more than 1800 characters		
Test-case id: IT503/TC01	<p>Tested functionality: Conversion of “long” messages</p> <p>A message with normal priority and length of about 4500 characters is sent from the IUT-A to the IUT-B.</p>		
Test description:	<p>From UA IUTAMHSA of IUT-A send the following message to the AFTN terminal IUTBFTNA:</p> <p>PRI: FF FT: <FT> OHI: TEST IT503/TC01 TEXT 4500 CHARACTERS 123456789012345678901234567890123456789012345678901234567890123456789 123456789012345678901234567890123456789012345678901234567890123456789 123456789012345678901234567890123456789012345678901234567890123456789 ... 123456789012345678901234567890123456789012345678901234567890123456789 END</p>		
Test control:	<p>The technical specifications (4.5.2.1.7) specify that the message can be rejected (case a) or split into several messages (case b). If the system provides “long AFTN message” capability the message will be converted (case c).</p> <p><u>If case a is implemented:</u> The message is not conveyed to the AFTN component. Check the Report received at the User Agent position IUTAMHSA Verify the following Per-Recipient-Report Non-Delivery information: - Actual-recipient-name: MF-form address of IUTBFTNA - reason code 1 signifies "unable-to-transfer" - diagnostic code 7 signifies "content-too-long". - supplementary information: "unable to convert to AFTN due to message text length".</p> <p><u>If case b is implemented:</u> Check that IUTBFTNA receives several messages.</p> <p><u>If case c is implemented:</u> Check that IUTBFTNA receives one message.</p>		
Test result:	PASS	FAILED	INCONCLUSIVE
	a / b / c		

IT503	Convert or reject an IPM, if the ATS-message-text contains more than 1800 characters		
Test-case id: IT503/TC02	<p>Tested functionality: Conversion of “long” messages</p> <p>A message with normal priority and length of about 4500 characters is sent from the IUT-B to the IUT-A.</p>		
Test description:	<p>From UA IUTBMHSA of IUT-B send the following message to the AFTN terminal IUTAFTNA:</p> <p>PRI: FF FT: <FT> OHI: TEST IT503/TC02 TEXT 4500 CHARACTERS 123456789012345678901234567890123456789012345678901234567890123456789 123456789012345678901234567890123456789012345678901234567890123456789 123456789012345678901234567890123456789012345678901234567890123456789 ... 123456789012345678901234567890123456789012345678901234567890123456789 END</p>		
Test control:	<p>The technical specifications (4.5.2.1.7) specify that the message can be rejected (case a) or split into several messages (case b). If the system provides “long AFTN message” capability the message will be converted (case c).</p> <p><u>If case a is implemented:</u></p> <p>The message is not conveyed to the AFTN component.</p> <p>Check the Report received at the User Agent position IUTBMHSA</p> <p>Verify the following Per-Recipient-Report Non-Delivery information:</p> <ul style="list-style-type: none"> - Actual-recipient-name: MF-form address of IUTAFTNA - reason code 1 signifies "unable-to-transfer" - diagnostic code 7 signifies "content-too-long". - supplementary information: "unable to convert to AFTN due to message text length". <p><u>If case b is implemented:</u></p> <p>Check that IUTAFTNA receives several messages.</p> <p><u>If case c is implemented:</u></p> <p>Check that IUTAFTNA receives one message.</p>		
Test result:	PASS	FAILED	INCONCLUSIVE
	a / b / c		

IT504	Split an incoming IPM addressing more than 21 AFTN users		
Test-case id:	Tested functionality: Conversion of messages with more than 21 addressees		
IT504/TC01	A message with normal priority containing 50 recipients is sent from the IUT-A to the IUT-B.		
Test description:	<p>From IUTAMHSA send the following message to the following addressees (all recipients in the corresponding MF-Form):</p> <p>IUTBFTNA, IUTBFTNB, IUTBFTNC, IUTBFTND, IUTBFTNE, IUTBFTNF, IUTBFTNG, IUTBFTNH, IUTBFTNI, IUTBFTNJ, IUTBFTNK, IUTBFTNL, IUTBFTNM, IUTBFTNN, IUTBFTNO, IUTBFTNP, IUTBFTNQ, IUTBFTNR, IUTBFTNS, IUTBFTNT, IUTBFTNU, IUTBFTNV, IUTBFTNW, IUTBFTNX, IUTBFTNY,</p> <p>IUTBFTAA, IUTBFTAB, IUTBFTAC, IUTBFTAD, IUTBFTAE, IUTBFTAF, IUTBFTAG, IUTBFTAH, IUTBFTAI, IUTBFTAJ, IUTBFTAK, IUTBFTAL, IUTBFTAM, IUTBFTAN, IUTBFTAO, IUTBFTAP, IUTBFTAQ, IUTBFTAR, IUTBFTAS, IUTBFTAT, IUTBFTAU, IUTBFTAV, IUTBFTAW, IUTBFTAX, IUTBFTAY</p> <p>PRI: FF FT: <FT> OHI: TEST IT504/TC01</p>		
Test control:	<p>PDR M4050004 (Title: AMHS—Too Many Recipients) is resolved. Therefore the message shall be split into several messages.</p> <p>The message is split into 3 copies, each conveyed to the AFTN component.</p> <p>The first copy is addressed to 21 of the 50 addressee indicators.</p> <p>The second copy is addressed to further 21 addressee indicators.</p> <p>The third copy is addressed to the remaining 8 of the 50 addressee indicators.</p> <p>Check the correct reception of the messages on the AFTN terminal of IUT-B.</p>		
Test result:	PASS	FAILED	INCONCLUSIVE

IT504	Split an incoming IPM addressing more than 21 AFTN users		
Test-case id:	Tested functionality: Conversion of messages with more than 21 addressees		
IT504/TC02	A message with normal priority containing 50 recipients is sent from the IUT-B to the IUT-A.		
Test description:	<p>From IUTBMHSA send the following message to the following addressees (all recipients in the corresponding MF-Form):</p> <p>IUTAFTNA, IUTAFTNB, IUTAFTNC, IUTAFTND, IUTAFTNE, IUTAFTNF, IUTAFTNG, IUTAFTNH, IUTAFTNI, IUTAFTNJ, IUTAFTNK, IUTAFTNL, IUTAFTNM, IUTAFTNN, IUTAFTNO, IUTAFTNP, IUTAFTNQ, IUTAFTNR, IUTAFTNS, IUTAFTNT, IUTAFTNU, IUTAFTNV, IUTAFTNW, IUTAFTNX, IUTAFTNY,</p> <p>IUTAFTAA, IUTAFTAB, IUTAFTAC, IUTAFTAD, IUTAFTAE, IUTAFTAF, IUTAFTAG, IUTAFTAH, IUTAFTAI, IUTAFTAJ, IUTAFTAK, IUTAFTAL, IUTAFTAM, IUTAFTAN, IUTAFTAO, IUTAFTAP, IUTAFTAQ, IUTAFTAR, IUTAFTAS, IUTAFTAT, IUTAFTAU, IUTAFTAV, IUTAFTAW, IUTAFTAX, IUTAFTAY</p> <p>PRI: FF FT: <FT> OHI: TEST IT504/TC02</p>		
Test control:	<p>PDR M4050004 (Title: AMHS—Too Many Recipients) is resolved. Therefore the message shall be split into several messages.</p> <p>The message is split into 3 copies, each conveyed to the AFTN component.</p> <p>The first copy is addressed to 21 of the 50 addressee indicators.</p> <p>The second copy is addressed to further 21 addressee indicators.</p> <p>The third copy is addressed to the remaining 8 of the 50 addressee indicators.</p> <p>Check the correct reception of the messages on the AFTN terminal of IUT-A.</p>		
Test result:	PASS	FAILED	INCONCLUSIVE

IT505	Probe Conveyance Test		
Test-case id: IT505/TC01	<p>Tested functionality: Processing of Probe Messages by UA and MTCU</p> <p>The probe will be sent from a UA on IUT-A to IUT-B, addressing AFTN terminals and UAs in IUT-B.</p>		
Test description:	<p>From IUTAMHSA send a probe to IUTBFTNA, IUTBFTNB, IUTBMHSA.</p>		
Test control:	<p>On IUT-A UA IUTAMHSA:</p> <p>One Delivery Report (DR) with 2 AFTN recipients from the MTCU and one DR with one recipient from the MTA</p> <p>Verify that the DR reporting about the AFTN addresses contains the supplementary information “This report only indicates successful (potential) conversion to AFTN, not delivery to a recipient”.</p>		
Test result:	PASS	FAILED	INCONCLUSIVE

IT505	Probe Conveyance Test		
Test-case id: IT505/TC02	<p>Tested functionality: Processing of Probe Messages by UA and MTCU</p> <p>The probe will be sent from a UA on IUT-B to IUT-A, addressing AFTN terminals and UAs in IUT-A.</p>		
Test description:	<p>From IUTBMHSA send a probe to IUTAFTNA, IUTAFTNB, IUTAMHSA.</p>		
Test control:	<p>On IUT-B UA IUTBMHSA:</p> <p>One Delivery Report (DR) with 2 AFTN recipients from the MTCU and one DR with one recipient from the MTA</p> <p>Verify that the DR reporting about the AFTN addresses contains the supplementary information “This report only indicates successful (potential) conversion to AFTN, not delivery to a recipient”.</p>		
Test result:	PASS	FAILED	INCONCLUSIVE

IT505	Probe Conveyance Test		
Test-case id: IT505/TC03	<p>Tested functionality: Processing of Probe Messages by UA and MTCU</p> <p>The probe will be sent from a UA on IUT-A to IUT-B, containing the address of an AFTN terminal of IUT-B and two MF addresses which cannot be translated by the MTCU of IUT-B.</p>		
Test description:	<p>From IUTAMHSA send a probe to IUTBFTNA, IUTBFTUU and IUTBFTUV (the latter 2 being the nicknames of the addresses as in 3.5, Table 20).</p>		
Test control:	<p>Verify that at UA IUTAMHSA:</p> <p>A Delivery Report (DR), containing the reported recipient IUTBFTNA and a Non-Delivery Report (NDR), containing the reported recipient IUTBFTUU and IUTBFTUV, with:</p> <ul style="list-style-type: none"> - non-delivery-reason-code set to “unable-to-transfer”, - non-delivery-diagnostic-code set to “unrecognized-OR-name” <p>are received.</p> <p>Verify that the DR reporting about the address which could be translated contains the supplementary information “This report only indicates successful (potential) conversion to AFTN, not delivery to a recipient”.</p>		
Test result:	PASS	FAILED	INCONCLUSIVE

IT505	Probe Conveyance Test		
Test-case id: IT505/TC04	<p>Tested functionality: Processing of Probe Messages by UA and MTCU</p> <p>The probe will be sent from a UA on IUT-B to IUT-A, containing the address of an AFTN terminal of IUT-A and two MF addresses which cannot be translated by the MTCU of IUT-A.</p>		
Test description:	<p>From IUTBMHSA send a probe to IUTAFTNA, IUTAFTUU and IUTAFTUV (the latter 2 being the nicknames of the addresses as in 3.5, Table 17).</p>		
Test control:	<p>Verify that at UA IUTBMHSA:</p> <p>A Delivery Report (DR), containing the reported recipient IUTAFTNA and a Non-Delivery Report (NDR), containing the reported recipient IUTAFTUU and IUTAFTUV, with:</p> <ul style="list-style-type: none"> - non-delivery-reason-code set to “unable-to-transfer”, - non-delivery-diagnostic-code set to “unrecognized-OR-name” <p>are received.</p> <p>Verify that the DR reporting about the address which could be translated contains the supplementary information “This report only indicates successful (potential) conversion to AFTN, not delivery to a recipient”.</p>		
Test result:	PASS	FAILED	INCONCLUSIVE

6.7 Stress traffic situations

The following table should be used to make notes of the Test Control Result of IT601:

Test Control	Result IT601/TC01	Result IT601/TC02	Result IT601/TC03	Result IT601/TC04
1. Notice the time of re-establishing the connection sending direction.				
2. Notice the time of sending the first message.				
3. Notice the time of sending the last message.				
4. Notice the time of re-establishing the connection receiving direction.				
5. Notice the time of receiving the first message.				
6. Notice the time of receiving the last message.				
7. Notice the number of messages received (shall be equal to the number of messages expected.)				
8. Check the event logging of the system for abnormalities in the area of AMHS / X.400 / AFTN/AMHS Gateway.				
9. Check the event logging / traffic traces for NDRs. (No NDRs are awaited.)				
10. Check for Control Position events. (No related events are awaited.)				
11. Check the X.400 / AMHS diagnostics, check the number of associations used (in particular possible hanging/unused associations).				
12. Monitor the underlying network infrastructure (network specialist).				
13. At both sides note the amount of time needed to flush the queues. (Unacceptable delays shall be treated as “FAILED” – see Note below Table 25)				

Table 25: Table of Results – Test Controls of IT601

Note.– An “**Unacceptable delay**” is defined as an unacceptable deviation of the measured transmission time of a burst of messages from the expected (calculated) transmission time.

The time to transmit the burst of messages depends on the number of messages, the message profile (size of message and number of recipients both influencing the overhead per message) and the bandwidth available.

The AMHS switching component is included in the total time required to transmit all messages. The time required to switch all messages is nearly "zero" compared to the transmission time and is therefore not included in the calculated time.

Table 26 that follows provides guidance for the assessment of the test results based on the deviation of the measured transmission time from the expected (calculated) transmission time.

<i>Deviation</i>	<i>Result</i>	<i>Required actions</i>
<i>< 10%</i>	<i>"Acceptable delay"</i>	<i>none</i>
<i>10% – 25 %</i>	<i>"Acceptable delay"</i>	<i>Investigations recommended</i>
<i>> 25%</i>	<i>"Unacceptable delay", Test failed</i>	<i>Investigations required</i>

Table 26: Guidance for test result assessment

IT601	Stress load		
Test-case id:	Tested functionality: AMHS traffic interchange after queuing a number of messages		
IT601/TC01	After queuing a number of of messages both IUTs start sending a burst of 100 messages.		
Test description:	<p>Interrupt the connection between IUT-A and IUT-B by disabling the physical connector used to send information to the underlying network in one of the IUTs.</p> <p>Select from the data base or generated by the UA and/or the AFTN terminal 100 messages, with 150 characters each, in both IUTs.</p> <p>For example, from IUTAFTNA send 100 messages to IUTBFTNA, IUTBMHSA. and from IUTBFTNA send 100 messages to IUTAFTNA, IUTAMHSA,</p> <p>In the result on IUT-A and IUT-B there are 100 messages queued in direction to the peer IUT.</p> <p>Re-establish the connection between IUT-A and IUT-B.</p> <p>The queued messages will be sent simultaneously from both IUTs.</p> <p>Measure the time:</p> <ul style="list-style-type: none"> from re-establishing the connection till sending the first message and from sending the first till sending the last message. <p>Measure the time:</p> <ul style="list-style-type: none"> from re-establishing the connection till receiving the first message and from receiving the first message till receiving the last message. 		
Test control:	<p>Check that all 100 messages are received at the addressed terminals.</p> <p>Check that no errors or malfunction are reported or observed at the IUTs during the interchange period.</p> <p>Analyse the measured time. Calculate at both sides the amount of time needed to flush the queues. Unacceptable delays shall be treated as "FAILED".</p>		
Test result:	PASS	FAILED	INCONCLUSIVE

IT601	Stress load		
Test-case id:	Tested functionality: AMHS traffic interchange after queuing a number of messages		
IT601/TC02	After queuing a number of messages both IUTs start sending a burst of 200 messages.		
Test description:	<p>Interrupt the connection between IUT-A and IUT-B by disabling the physical connector used to send information to the underlying network in one of the IUTs.</p> <p>Select from the data base or generated by the UA and/or the AFTN terminal 200 messages, with 150 characters each, in both IUTs.</p> <p>For example, from IUTAFTNA send 200 messages to IUTBFTNA, IUTBMHSA. and from IUTBFTNA send 200 messages to IUTAFTNA, IUTAMHSA,</p> <p>In the result on IUT-A and IUT-B there are 200 messages queued in direction to the peer IUT.</p> <p>Re-establish the connection between IUT-A and IUT-B.</p> <p>The queued messages will be sent simultaneously from both IUTs.</p> <p>Measure the time:</p> <ul style="list-style-type: none"> from re-establishing the connection till sending the first message and from sending the first till sending the last message. <p>Measure the time:</p> <ul style="list-style-type: none"> from re-establishing the connection till receiving the first message and from receiving the first message till receiving the last message. 		
Test control:	<p>Check that all 200 messages are received at the addressed terminals.</p> <p>Check that no errors or malfunction are reported or observed at the IUTs during the interchange period.</p> <p>Analyse the measured time. Calculate at both sides the amount of time needed to flush the queues. Unacceptable delays shall be treated as "FAILED".</p>		
Test result:	PASS	FAILED	INCONCLUSIVE

IT601	Stress load		
Test-case id:	Tested functionality: AMHS traffic interchange after queuing a number of messages		
IT601/TC03	After queuing a number of messages both IUTs start sending a burst of 400 messages.		
Test description:	<p>Interrupt the connection between IUT-A and IUT-B by disabling the physical connector used to send information to the underlying network in one of the IUTs.</p> <p>Select from the data base or generated by the UA and/or the AFTN terminal 400 messages, with 150 characters each, in both IUTs.</p> <p>For example, from IUTAFTNA send 400 messages to IUTBFTNA, IUTBMHSA. and from IUTBFTNA send 400 messages to IUTAFTNA, IUTAMHSA,</p> <p>In the result on IUT-A and IUT-B there are 400 messages queued in direction to the peer IUT.</p> <p>Re-establish the connection between IUT-A and IUT-B.</p> <p>The queued messages will be sent simultaneously from both IUTs.</p> <p>Measure the time:</p> <ul style="list-style-type: none"> from re-establishing the connection till sending the first message and from sending the first till sending the last message. <p>Measure the time:</p> <ul style="list-style-type: none"> from re-establishing the connection till receiving the first message and from receiving the first message till receiving the last message. 		
Test control:	<p>Check that all 400 messages are received at the addressed terminals.</p> <p>Check that no errors or malfunction are reported or observed at the IUTs during the interchange period.</p> <p>Analyse the measured time. Calculate at both sides the amount of time needed to flush the queues. Unacceptable delays shall be treated as "FAILED".</p>		
Test result:	PASS	FAILED	INCONCLUSIVE

IT601	Stress load		
Test-case id:	Tested functionality: AMHS traffic interchange after queuing a number of messages		
IT601/TC04	After queuing a number of messages both IUTs start sending a burst of 4000 messages.		
Test description:	<p>Interrupt the connection between IUT-A and IUT-B by disabling the physical connector used to send information to the underlying network in one of the IUTs.</p> <p>Select from the data base or generated by the UA and/or the AFTN terminal 4000 messages, with 150 characters each, in both IUTs.</p> <p>For example, from IUTAFTNA send 4000 messages to IUTBFTNA, IUTBMHSA. and from IUTBFTNA send 4000 messages to IUTAFTNA, IUTAMHSA,</p> <p>In the result on IUT-A and IUT-B there are 4000 messages queued in direction to the peer IUT.</p> <p>Re-establish the connection between IUT-A and IUT-B.</p> <p>The queued messages will be sent simultaneously from both IUTs.</p> <p>Measure the time:</p> <ul style="list-style-type: none"> from re-establishing the connection till sending the first message and from sending the first till sending the last message. <p>Measure the time:</p> <ul style="list-style-type: none"> from re-establishing the connection till receiving the first message and from receiving the first message till receiving the last message. 		
Test control:	<p>Check that all 4000 messages are received at the addressed terminals.</p> <p>Check that no errors or malfunction are reported or observed at the IUTs during the interchange period.</p> <p>Analyse the measured time. Calculate at both sides the amount of time needed to flush the queues. Unacceptable delays shall be treated as "FAILED".</p>		
Test result:	PASS	FAILED	INCONCLUSIVE

The following table should be used to make notes of the Test Control Result of IT602:

Test Control	Result IT602/TC01	Result IT602/TC02
1. Notice the time of re-establishing the connection sending direction.		
2. Notice the time of sending the first message.		
3. Notice the time of sending the last message.		
4. Notice the time of re-establishing the connection receiving direction.		
5. Notice the time of receiving the first message.		
6. Notice the time of receiving the last message.		
7. Notice the number of messages received (shall be equal to the number of messages expected.)		
8. Check the event logging of the system for abnormalities in the area of AMHS / X.400 / AFTN/AMHS Gateway.		
9. Check the event logging / traffic traces for NDRs. (No NDRs are awaited.)		
10. Check for Control Position events. (No related events are awaited.)		
11. Check the X.400 / AMHS diagnostics, check the number of associations used (in particular possible hanging/unused associations).		
12. Monitor the underlying network infrastructure (network specialist).		
13. At both sides note the amount of time needed to flush the queues. (Unacceptable delays shall be treated as "FAILED" – see Note below Table 25)		

Table 27: Table of Results – Test Controls of IT602

IT602	Stress load <u>with long messages</u>		
Test-case id:	Tested functionality: AMHS traffic interchange after queuing a number of “long” messages		
IT602/TC01	After queuing a number of messages both IUTs start sending a burst of 400 “long” messages.		
Test description:	<p>Interrupt the connection between IUT-A and IUT-B by disabling the physical connector used to send information to the underlying network in one of the IUTs.</p> <p>Select from the data base or generated by the UA and/or the AFTN terminal 400 messages, with 2000 characters each, in both IUTs.</p> <p><i>Note.– If test cases IT503/TC01 and TC02 have revealed that the IUT rejects or splits “long messages”, then the number of characters may be reduced from 2000 to 1800 or the system configuration may be adapted in both IUTs to support “long AFTN message” capability.</i></p> <p>For example, from IUTAFTNA send 400 messages to IUTBFTNA, IUTBMHSA. and from IUTBFTNA send 400 messages to IUTAFTNA, IUTAMHSA,</p> <p>In the result on IUT-A and IUT-B there are 400 “long” messages queued in direction to the peer IUT.</p> <p>Re-establish the connection between IUT-A and IUT-B.</p> <p>The queued messages will be sent simultaneously from both IUTs.</p> <p>Measure the time:</p> <ul style="list-style-type: none"> • from re-establishing the connection till sending the first message and • from sending the first till sending the last message. <p>Measure the time:</p> <ul style="list-style-type: none"> • from re-establishing the connection till receiving the first message and • from receiving the first message till receiving the last message. 		
Test control:	<p>Check that all 400 messages are received at the addressed terminals.</p> <p>Check that no errors or malfunction are reported or observed at the IUTs during the interchange period.</p> <p>Analyse the measured time. Calculate at both sides the amount of time needed to flush the queues. Unacceptable delays shall be treated as “FAILED”.</p>		
Test result:	PASS	FAILED	INCONCLUSIVE

IT602	Stress load <u>with long messages</u>		
Test-case id:	Tested functionality: AMHS traffic interchange after queuing a number of “long” messages		
IT602/TC02	After queuing a number of messages both IUTs start sending a burst of 4000 “long” messages.		
Test description:	<p>Interrupt the connection between IUT-A and IUT-B by disabling the physical connector used to send information to the underlying network in one of the IUTs.</p> <p>Select from the data base or generated by the UA and/or the AFTN terminal 4000, with 2000 characters each, messages in both IUTs.</p> <p><i>Note.– If test cases IT503/TC01 and TC02 have revealed that the IUT rejects or splits “long messages”, then the number of characters may be reduced from 2000 to 1800 or the system configuration may be adapted in both IUTs to support “long AFTN message” capability.</i></p> <p>For example, from IUTAFTNA send 4000 messages to IUTBFTNA, IUTBMHSA. and from IUTBFTNA send 4000 messages to IUTAFTNA, IUTAMHSA,</p> <p>In the result on IUT-A and IUT-B there are 4000 “long” messages queued in direction to the peer IUT.</p> <p>Re-establish the connection between IUT-A and IUT-B.</p> <p>The queued messages will be sent simultaneously from both IUTs.</p> <p>Measure the time:</p> <ul style="list-style-type: none"> • from re-establishing the connection till sending the first message and • from sending the first till sending the last message. <p>Measure the time:</p> <ul style="list-style-type: none"> • from re-establishing the connection till receiving the first message and • from receiving the first message till receiving the last message. 		
Test control:	<p>Check that all 4000 messages are received at the addressed terminals.</p> <p>Check that no errors or malfunction are reported or observed at the IUTs during the interchange period.</p> <p>Analyse the measured time. Calculate at both sides the amount of time needed to flush the queues. Unacceptable delays shall be treated as “FAILED”.</p>		
Test result:	PASS	FAILED	INCONCLUSIVE

The following tables should be used to make notes of the Test Control Result of **IT603**:

Direction IUT-A to IUT-B				
IPMs with one text body part	Text body part size (bytes)		Message priority (Urgent/Normal/Non-Urgent)	Number of IPMs to be sent
IPMs with one FTBP containing a file of approximately 3500 bytes and optionally a text body part	Text body part size (bytes) <i>optional</i>	File Transfer Body Part File Size (KBytes)	Message priority (Urgent/Normal/Non-Urgent)	Number of IPMs to be sent

Table 28: IT603 messages – Direction IUT-A to IUT-B

Direction IUT-B to IUT-A				
IPMs with one text body part	Text body part size (bytes)		Message priority (Urgent/Normal/Non-Urgent)	Number of IPMs to be sent
IPMs with one FTBP containing a file of approximately 3500 bytes and optionally a text body part	Text body part size (bytes) <i>optional</i>	File Transfer Body Part File Size (KBytes)	Message priority (Urgent/Normal/Non-Urgent)	Number of IPMs to be sent

Table 29: IT603 messages – Direction IUT-B to IUT-A

Test Control	Result IT603/TC01	Result IT603/TC02	Result IT603/TC03
1. Notice the time of re-establishing the connection sending direction.			
2. Notice the time of sending the first message containing a single text body part.			

3. Notice the time of sending the first message containing a FTBP.			
4. Notice the time(s) of sending the SS priority message(s).			
5. Notice the time of sending the last message containing a single text body part.			
6. Notice the time of sending the last message containing a FTBP.			
7. Notice the time of re-establishing the connection receiving direction.			
8. Notice the time of receiving the first message containing a single text body part.			
9. Notice the time of receiving the first message containing a FTBP.			
10. Notice the time of receiving the last message containing a single text body part.			
11. Notice the time of receiving the last message containing a FTBP.			
12. Notice the time(s) of receiving the SS priority message(s).			
13. Notice the number of messages received (shall be equal to the number of messages expected).			
14. Check the event logging of the system for abnormalities in the area of AMHS / X.400 / AFTN/AMHS Gateway.			
15. Check the event logging / traffic traces for NDRs (No NDRs are awaited).			
16. Check for Control Position events (No related events are awaited).			
17. Check the X.400 / AMHS diagnostics, check the number of associations used (in particular possible hanging/unused associations).			
18. Monitor the underlying network infrastructure (network specialist).			
19. At both sides note the amount of time needed to flush the queues. (Unacceptable delays shall be treated as "FAILED" – see Note below.			
20. At both sides note the time needed to interchange the SS priority messages. These messages shall have been			

interchanged given the proper priority.			
21. At both sides note the time of the establishment and release of all utilized P1 associations.			
22. At both sides analyse the number of P1 associations utilized and their impact on the delivery of all types of messages.			

Table 30: Table of Results – Test Controls of IT603

IT603	Stress load <u>with IPMs containing</u> a single text body part and IPMs containing a file transfer body part and optionally a text body part
Test-case id: IT603/TC01	<p>Tested functionality: AMHS traffic interchange after queuing a number of IPMs containing a single text body part and IPMs containing a file transfer body part and optionally a text body part.</p> <p>After queuing 100 IPMs containing a single text body part and 100 IPMs containing a file transfer body part and optionally a text body part, both IUTs start sending a burst of these messages.</p>
Test description:	<p>Interrupt the connection between IUT-A and IUT-B by disabling the physical connector used to send information to the underlying network in one of the IUTs.</p> <p>At both IUTs select from the data base or generate by the UA and queue 100 IPMs with a single text body part of 1000 chars and, in parallel, 100 IPMs with a file transfer body part of 3.5KB and optionally a text body part.</p> <p>For example, from IUTAFTNA or IUTAMHSA send 100 messages with a text body part of 1000 chars to IUTBFTNA, IUTBMHSA and from IUTAMHSA send 100 messages with a file transfer body part of 3.5KB and a text body part to IUTBMHSA. From IUTBFTNA or IUTBMHSA send 100 messages with a text body part of 1000 chars to IUTAFTNA, IUTAMHSA and from IUTBMHSA send 100 messages with a file transfer body part of 3.5KB and a text body part to IUTAMHSA.</p> <p>As a result, on IUT-A and IUT-B there are 200 messages queued in direction to the peer IUT.</p> <p>Re-establish the connection between IUT-A and IUT-B.</p> <p>The queued messages will be sent simultaneously from both IUTs.</p> <p>While messages are being interchanged, the 2 IUTs shall exchange, at least one, SS priority message with a single text body part, to confirm that these messages are handled with higher priority.</p> <p>Measure the time:</p> <ul style="list-style-type: none"> • from re-establishing the connection till sending the first message and • from sending the first till sending the last message. <p>Measure the time:</p> <ul style="list-style-type: none"> • from re-establishing the connection till receiving the first message and • from receiving the first message till receiving the last message. <p>At both IUTs analyse the timestamps of:</p> <ul style="list-style-type: none"> • SS priority message(s) sent and • SS priority message(s) received. <p>Note: In case of a high bandwidth connectivity between the two IUTs, exchanging SS priority messages while the queued messages are being exchanged may not be feasible as the queues may quickly flush, especially</p>

	when relatively small numbers of queued messages and small FTBP sizes are used.		
Test control:	<p>Check that all 200 messages are received at the addressed terminals.</p> <p>Check that no errors or malfunction are reported or observed at the IUTs during the interchange period.</p> <p>Analyse the measured time. Calculate at both IUTs amount of time needed to flush the queues.</p> <p>Analyse the SS priority message(s) sent/receive times and potential delays.</p> <p>Unacceptable delays shall be treated as “FAILED”.</p>		
Test result:	PASS	FAILED	INCONCLUSIVE

IT603	Stress load <u>with IPMs containing</u> a single text body part and IPMs containing a file transfer body part and optionally a text body part
Test-case id: IT603/TC02	<p>Tested functionality: AMHS traffic interchange after queuing a number of IPMs containing a single text body part and IPMs containing a file transfer body part and optionally a text body part.</p> <p>After queuing 400 IPMs containing a single text body part and 400 IPMs containing a file transfer body part and optionally a text body part, both IUTs start sending a burst of these messages.</p>
Test description:	<p>Interrupt the connection between IUT-A and IUT-B by disabling the physical connector used to send information to the underlying network in one of the IUTs.</p> <p>At both IUTs select from the data base or generate by the UA, and queue 400 IPMs with a single text body part of 1000 chars and, in parallel, 400 IPMs with a file transfer body part of 3.5KB and optionally a text body part.</p> <p>For example from IUTAFTNA or IUTAMHSA send 400 messages with a text body part of 1000 chars to IUTBFTNA, IUTBMHSA and from IUTAMHSA send 400 messages with a file transfer body part of 3.5KB and a text body part to IUTBMHSA. From IUTBFTNA or IUTBMHSA send 400 messages with a text body part of 1000 chars to IUTAFTNA, IUTAMHSA and from IUTBMHSA send 400 messages with a file transfer body part of 3.5KB and a text body part to IUTAMHSA.</p> <p>As a result, on IUT-A and IUT-B there are 800 messages queued in direction to the peer IUT.</p> <p>Re-establish the connection between IUT-A and IUT-B.</p> <p>The queued messages will be sent simultaneously from both IUTs.</p> <p>While messages are being interchanged, the 2 IUTs shall exchange, at least one, SS priority message with a single text body part, to confirm that these messages are handled with higher priority.</p> <p>Measure the time:</p> <ul style="list-style-type: none"> from re-establishing the connection till sending the first message and from sending the first till sending the last message. <p>Measure the time:</p> <ul style="list-style-type: none"> from re-establishing the connection till receiving the first message and from receiving the first message till receiving the last message. <p>At both IUTs analyse the timestamps of:</p> <ul style="list-style-type: none"> SS priority message(s) sent and SS priority message(s) received. <p>Note: In case of a high bandwidth connectivity between the two IUTs, exchanging SS priority messages while the queued messages are being exchanged may not be feasible as the queues may quickly flush, especially when relatively small numbers of queued messages and small FTBP sizes</p>

	are used.		
Test control:	<p>Check that all 800 messages are received at the addressed terminals.</p> <p>Check that no errors or malfunction are reported or observed at the IUTs during the interchange period.</p> <p>Analyse the measured time. Calculate at both IUTs the amount of time needed to flush the queues.</p> <p>Analyse the SS priority message(s) sent/receive times and potential delays.</p> <p>Unacceptable delays shall be treated as “FAILED”.</p>		
Test result:	PASS	FAILED	INCONCLUSIVE

IT603	Stress load <u>with IPMs containing</u> a single text body part and IPMs containing a file transfer body part and optionally a text body part
Test-case id: IT603/TC03	<p>Tested functionality: AMHS traffic interchange after queuing a number of IPMs containing a single text body part and IPMs containing a file transfer body part and optionally a text body part.</p> <p>After queuing 4000 IPMs containing a single text body part and 4000 IPMs containing a file transfer body part and optionally a text body part, both IUTs start sending a burst of these messages.</p>
Test description:	<p>Interrupt the connection between IUT-A and IUT-B by disabling the physical connector used to send information to the underlying network in one of the IUTs.</p> <p>At both IUTs select from the data base or generated by the UA, and queue 4000 IPMs with a single text body part of 1000 chars and, in parallel, 4000 IPMs with a file transfer body part of 3.5KB and optionally a text body part.</p> <p>For example from IUTAFTNA or IUTAMHSA send 4000 messages with a text body part of 1000 chars to IUTBFTNA, IUTBMHSA and from IUTAMHSA send 4000 messages with a file transfer body part of 3.5KB and a text body part to IUTBMHSA. From IUTBFTNA or IUTBMHSA send 4000 messages with a text body part of 1000 chars to IUTAFTNA, IUTAMHSA and from IUTBMHSA send 4000 messages with a file transfer body part of 3.5KB and a text body part to IUTAMHSA.</p> <p>As a result, on IUT-A and IUT-B there are 8000 messages queued in direction to the peer IUT.</p> <p>Re-establish the connection between IUT-A and IUT-B.</p> <p>The queued messages will be sent simultaneously from both IUTs.</p> <p>While messages are being interchanged, the 2 IUTs shall exchange, at least one, SS priority message with a single text body part, to confirm that these messages are handled with higher priority.</p> <p>Measure the time:</p> <ul style="list-style-type: none"> from re-establishing the connection till sending the first message and from sending the first till sending the last message. <p>Measure the time:</p> <ul style="list-style-type: none"> from re-establishing the connection till receiving the first message and from receiving the first message till receiving the last message. <p>At both IUTs analyse the timestamps of:</p> <ul style="list-style-type: none"> SS priority message(s) sent and SS priority message(s) received. <p>Note: In case of a high bandwidth connectivity between the two</p>

	IUTs, exchanging SS priority messages while the queued messages are being exchanged may not be feasible as the queues may quickly flush, especially when relatively small numbers of queued messages and small FTBP sizes are used.		
Test control:	<p>Check that all 8000 messages are received at the addressed terminals.</p> <p>Check that no errors or malfunction are reported or observed at the IUTs during the interchange period.</p> <p>Analyse the measured time. Calculate at both sides the amount of time needed to flush the queues.</p> <p>Analyse the SS priority message(s) sent/receive times and potential delays.</p> <p>Unacceptable delays shall be treated as “FAILED”.</p>		
Test result:	PASS	FAILED	INCONCLUSIVE

7. Trilateral Test procedures - optional

7.1 Submission/Transfer/Delivery and Relay operations

IT701	Submission / Transfer / Delivery between the partner MTAs		
Test-case id:	Tested functionality: Submission, transfer and delivery of messages to different IUTs		
IT701/TC01	An IPM submitted in IUT-A is transferred to IUT-B, IUT-C and delivered to the UAs of IUT-B, IUT-C.		
Test description:	<p>Verify that the X.400 routing tables are configured according section 3.3, thus: The X.400 routing table of IUT-A routes PRMD=IUTLAND-B to IUT-B and PRMD=IUTLAND-C to IUT-C.</p> <p>From UA IUTAMHSA send an ATS message (IPM) to UA IUTBMHSA and IUTCMHSA:</p> <p>PRI: FF FT: <FT> OHI: TEST IT701/TC01</p>		
Test control:	<p>Verify that the message is received by both remote UAs in IUT-B and IUT-C.</p> <p>In particular, verify:</p> <ul style="list-style-type: none"> • ATS-message-priority FF, • ATS-message-filing-time, • ATS-message-text. 		
Test result:	PASS	FAILED	INCONCLUSIVE

IT701	Submission / Transfer / Delivery between the partner MTAs		
Test-case id	Tested functionality: Submission, transfer and delivery of messages to different IUTs		
IT701/TC02	An IPM submitted in IUT-B is transferred to IUT-C, IUT-A and delivered to the UAs of IUT-C, IUT-A.		
Test description:	<p>Verify that the X.400 routing tables are configured according section 3.3, thus: The X.400 routing table of IUT-B routes PRMD=IUTLAND-C to IUT-C and PRMD=IUTLAND-A to IUT-A.</p> <p>From the UA IUTBMHSA send an ATS message (IPM) to UA IUTAMHSA and IUTCMHSA.</p> <p>PRI: FF</p> <p>FT: <FT></p> <p>OHI:</p> <p>TEST IT701/TC02</p>		
Test control:	<p>Verify that the message is received by both remote UAs in IUT-A and IUT-C.</p> <p>In particular, verify:</p> <ul style="list-style-type: none"> • ATS-message-priority, • ATS-message-filing-time, • ATS-message-text. 		
Test result:	PASS	FAILED	INCONCLUSIVE

IT701	Submission / Transfer / Delivery between the partner MTAs		
Test-case id	Tested functionality: Submission, transfer and delivery of messages to different IUTs		
IT701/TC03	An IPM submitted in IUT-C is transferred to IUT-A, IUT-B and delivered to the UA of IUT-A, IUT-B.		
Test description:	<p>Verify that the X.400 routing tables are configured according section 3.3, thus: The X.400 routing table of IUT-C routes PRMD=IUTLAND-A to IUT-A and PRMD=IUTLAND-B to IUT-B.</p> <p>From the UA IUTCMHSA send an ATS message (IPM) to UA IUTAMHSA and IUTBMHSA.</p> <p>PRI: FF</p> <p>FT: <FT></p> <p>OHI:</p> <p>TEST IT701/TC03</p>		
Test control:	<p>Verify that the message is received by both remote UAs in IUT-A and IUT-B.</p> <p>In particular, verify:</p> <ul style="list-style-type: none"> • ATS-message-priority, • ATS-message-filing-time, • ATS-message-text. 		
Test result:	PASS	FAILED	INCONCLUSIVE

IT702	Relay operations		
Test-case id IT702/TC01	Tested functionality: Transfer of messages by an IUT in between An IPM is routed via an intermediate MTA, transferred from IUT-A to IUT-C via “relay” IUT-B.		
Test description:	<p>Modify the X.400 routing as follows: The X.400 routing table of IUT-A routes PRMD=IUTLAND-B and PRMD=IUTLAND-C to IUT-B. The X.400 routing table of IUT-B routes PRMD=IUTLAND-C to IUT-C. Hence, IUT-B is the “relay” IUT.</p> <p>From the UA IUTAMHSA send an ATS message (IPM) to the UA IUTCMHSA. PRI: FF FT: <FT> OHI: TEST IT702/TC01</p>		
Test control:	<p>Verify that the message has passed the IUT-B in between (if possible). Verify that the message is received by the UA IUTCMHSA. In particular, verify:</p> <ul style="list-style-type: none"> • ATS-message-priority, • ATS-message-filing-time, • ATS-message-text. 		
Test result:	PASS	FAILED	INCONCLUSIVE

IT702	Relay operations		
Test-case id IT702/TC02	Tested functionality: Transfer of messages by an IUT in between An IPM is routed via an intermediate MTA, transferred from IUT-B to IUT-A via “relay” IUT-C.		
Test description:	<p>Modify the X.400 routing as follows: The X.400 routing table of IUT-B routes PRMD=IUTLAND-A and PRMD=IUTLAND-C to IUT-C. The X.400 routing table of IUT-C routes PRMD=IUTLAND-A to IUT-A. Hence, IUT-C is the “relay” IUT.</p> <p>From the UA IUTBMHSA send an ATS message (IPM) to the UA IUTAMHSA. PRI: FF FT: <FT> OHI: TEST IT702/TC02</p>		
Test control:	<p>Verify that the message has passed the IUT-C in between (if possible). Verify that the message is received by the UA IUTAMHSA. In particular, verify:</p> <ul style="list-style-type: none"> • ATS-message-priority, • ATS-message-filing-time, • ATS-message-text. 		
Test result:	PASS	FAILED	INCONCLUSIVE

IT702	Relay operations		
Test-case id IT702/TC03	Tested functionality: Transfer of messages by an IUT in between An IPM is routed via an intermediate MTA, transferred from IUT-C to IUT-B via “relay” IUT-A.		
Test description:	<p>Modify the X.400 routing as follows: The X.400 routing table of IUT-C routes PRMD=IUTLAND-A and PRMD=IUTLAND-B to IUT-A. The X.400 routing table of IUT-A routes PRMD=IUTLAND-B to IUT-B. Hence, IUT-A is the “relay” IUT.</p> <p>From the UA IUTCMHSA send an ATS message (IPM) to the UA IUTBMHSA. PRI: FF FT: <FT> OHI: TEST IT702/TC03</p>		
Test control:	<p>Verify that the message has passed the IUT-A in between (if possible). Verify that the message is received by the UA IUTBMHSA. In particular, verify:</p> <ul style="list-style-type: none"> • ATS-message-priority, • ATS-message-filing-time, • ATS-message-text. 		
Test result:	PASS	FAILED	INCONCLUSIVE

7.2 Test of special situations

IT801	Alternate MTA routing		
Test-case id IT801/TC01	<p>Tested functionality: Alternate routing capability</p> <p>An ATS message (IPM) queued in one MTA (IUT-A) due to outage of the primary X.400 routing path is routed via an alternate MTA (IUT-C).</p>		
Test description:	<p>Verify that the X.400 routing tables are configured according section 3.3, thus:</p> <p>The X.400 routing table of IUT-A routes PRMD=IUTLAND-B to IUT-B and PRMD=IUTLAND-C to IUT-C.</p> <p>The X.400 routing table of IUT-C routes PRMD=IUTLAND-A to IUT-A and PRMD=IUTLAND-B to IUT-B.</p> <p>Cut the direct connection from IUT-A to IUT-B.</p> <p>From the UA IUTAMHSA send an ATS message (IPM) to the UA IUTBMHSA.</p> <p>If alternate MTA routing functionality is implemented and configured in IUT-A, the message will be transferred automatically via the “alternate” connection.</p> <p>Otherwise:</p> <p>Reroute the queued message manually (an operational procedure for should exist).</p>		
Test control:	<p>Verify that the messages had passed the IUT-C in between (if possible). Verify the message received by the UA IUTBMHSA.</p> <p>In particular, verify:</p> <ul style="list-style-type: none"> • ATS-message-priority, • ATS-message-filing-time, • ATS-message-text. 		
Test result:	PASS	FAILED	INCONCLUSIVE

IT801	Alternate MTA routing		
Test-case id IT801/TC02	<p>Tested functionality: Alternate routing capability</p> <p>An ATS message (IPM) queued in one MTA (IUT-B) due to outage of the primary X.400 routing path is routed via an alternate MTA (IUT-A).</p>		
Test description:	<p>Verify that the X.400 routing tables are configured according section 3.3, thus:</p> <p>The X.400 routing table of IUT-A routes PRMD=IUTLAND-B to IUT-B and PRMD=IUTLAND-C to IUT-C.</p> <p>The X.400 routing table of IUT-B routes PRMD=IUTLAND-A to IUT-A and PRMD=IUTLAND-C to IUT-C.</p> <p>Cut the direct connection from IUT-B to IUT-C.</p> <p>From the UA IUTBMHSA send an ATS message (IPM) to the UA IUTCMHSA.</p> <p>If alternate MTA routing functionality is implemented and configured in IUT-B, the message will be transferred automatically via the “alternate” connection.</p> <p>Otherwise:</p> <p>Reroute the queued message manually (an operational procedure for should exist).</p>		
Test control:	<p>Verify that the message had passed the IUT-A in between (if possible). Verify the message received by the UA of IUTCMHSA.</p> <p>In particular, verify:</p> <ul style="list-style-type: none"> • ATS-message-priority, • ATS-message-filing-time, • ATS-message-text. 		
Test result:	PASS	FAILED	INCONCLUSIVE

IT801	Alternate MTA routing		
Test-case id IT801/TC03	<p>Tested functionality: Alternate routing capability</p> <p>An ATS message (IPM) queued in one MTA (IUT-C) due to outage of the primary X.400 routing path is routed via an alternate MTA (IUT-B).</p>		
Test description:	<p>Verify that the X.400 routing tables are configured according section 3.3, thus:</p> <p>The X.400 routing table of IUT-B routes PRMD=IUTLAND-A to IUT-A and PRMD=IUTLAND-C to IUT-C.</p> <p>The X.400 routing table of IUT-C routes PRMD=IUTLAND-A to IUT-A and PRMD=IUTLAND-B to IUT-B.</p> <p>Cut the direct connection from IUT-C to IUT-A.</p> <p>From the UA IUTCMHSA send an ATS message (IPM) to the UA IUTAMHSA.</p> <p>If alternate MTA routing functionality is implemented and configured in IUT-C, the message will be transferred automatically via the “alternate” connection.</p> <p>Otherwise:</p> <p>Reroute the queued message manually (an operational procedure for should exist).</p>		
Test control:	<p>Verify that the message had passed the IUT-B in between (if possible). Verify the message received by the UA of IUTAMHSA.</p> <p>In particular, verify:</p> <ul style="list-style-type: none"> • ATS-message-priority, • ATS-message-filing-time, • ATS-message-text. 		
Test result:	PASS	FAILED	INCONCLUSIVE

IT802	Loop detection		
Test-case id IT802/TC01	Tested functionality: Loop detection capability in IUT-A IUT-A detects that a message submitted in IUT-A is traversing a loop.		
Test description:	<p>Create a temporary routing loop. The X.400 routing table of IUT-A routes PRMD=IUTLAND-X to IUT-B. The X.400 routing table of IUT-B routes PRMD=IUTLAND-X to IUT-C. The X.400 routing table of IUT-C routes PRMD=IUTLAND-X to IUT-A. Set the loop detection parameters of the IUTs in that way that IUT-A will detect the loop first!</p> <p>From UA IUTAMHSA send a message (IT802/M01) addressed to IUTXLOOP. This message will be routed cyclically so that it is finally performing a loop.</p> <p>IUT-A detects that the message is looping, stops the further transfer and non-delivers the message.</p> <p><i>Note.— The addressing scheme of the MD /C=XX/ADMD=ICAO/PRMD=IUTLAND-X is irrelevant for the loop detection tests IT802. Therefore it does not matter whether the recipient address IUTXLOOP in tests IT802 has CAAS or XF form.</i></p>		
Test control:	<p>Verify that:</p> <ul style="list-style-type: none"> • IUT-A detects that the message is looping, • the message is discarded in IUT-A, • at UA IUTAMHSA a Non-Delivery-Report is received with non-delivery-reason “transfer-failure” and non-delivery-diagnostic-code “loop detected”. 		
Test result:	PASS	FAILED	INCONCLUSIVE

IT802	Loop detection		
Test-case id IT802/TC02	Tested functionality: Loop detection capability in IUT-A IUT-A detects that a message submitted in IUT-B is traversing a loop.		
Test description:	<p><i>Create a temporary routing loop.</i></p> <p><i>The X.400 routing table of IUT-A routes PRMD=IUTLAND-X to IUT-B.</i></p> <p><i>The X.400 routing table of IUT-B routes PRMD=IUTLAND-X to IUT-C.</i></p> <p><i>The X.400 routing table of IUT-C routes PRMD=IUTLAND-X to IUT-A.</i></p> <p><i>Set the loop detection parameters of the IUTs in that way that IUT-A will detect the loop first!</i></p> <p><i>From UA IUTBMHSA send a message (IT802/M02) addressed to IUTXLOOP. This message will be routed cyclically so that it is finally performing a loop.</i></p> <p><i>IUT-A detects that the message is looping, stops the further transfer and non-delivers the message.</i></p> <p><i>Note.– The addressing scheme of the MD /C=XX/ADMD=ICAO/PRMD=IUTLAND-X is irrelevant for the loop detection tests IT802. Therefore it does not matter whether the recipient address IUTXLOOP in tests IT802 has CAAS or XF form.</i></p>		
Test control:	Verify that: <ul style="list-style-type: none"> • IUT-A detects that the message is looping, • the message is discarded in IUT-A, • at UA IUTBMHSA a Non-Delivery-Report is received with non-delivery-reason “transfer-failure” and non-delivery-diagnostic-code “loop detected”. 		
Test result:	PASS	FAILED	INCONCLUSIVE

IT802	Loop detection		
Test-case id IT802/TC03	Tested functionality: Loop detection capability in IUT-A IUT-A detects that a message submitted in IUT-C is traversing a loop.		
Test description:	<p>Create a temporary routing loop. The X.400 routing table of IUT-A routes PRMD=IUTLAND-X to IUT-B. The X.400 routing table of IUT-B routes PRMD=IUTLAND-X to IUT-C. The X.400 routing table of IUT-C routes PRMD=IUTLAND-X to IUT-A. Set the loop detection parameters of the IUTs in that way that IUT-A will detect the loop first!</p> <p>From UA IUTCMHSA send a message (IT802/M03) addressed to IUTXLOOP. This message will be routed cyclically so that it is finally performing a loop.</p> <p>IUT-A detects that the message is looping, stops the further transfer and non-delivers the message.</p> <p><i>Note.– The addressing scheme of the MD /C=XX/ADMD=ICAO/PRMD=IUTLAND-X is irrelevant for the loop detection tests IT802. Therefore it does not matter whether the recipient address IUTXLOOP in tests IT802 has CAAS or XF form.</i></p>		
Test control:	<p>Verify that:</p> <ul style="list-style-type: none"> • IUT-A detects that the message is looping. • the message is discarded in IUT-A, • at UA IUTCMHSA a Non-Delivery-Report is received with non-delivery-reason “transfer-failure” and non-delivery-diagnostic-code “loop detected”. 		
Test result:	PASS	FAILED	INCONCLUSIVE

IT802	Loop detection		
Test-case id IT802/TC04	Tested functionality: Loop detection capability in IUT-B IUT-B detects that a message submitted in IUT-A is traversing a loop.		
Test description:	<p>Create a temporary routing loop. The X.400 routing table of IUT-A routes PRMD=IUTLAND-X to IUT-B. The X.400 routing table of IUT-B routes PRMD=IUTLAND-X to IUT-C. The X.400 routing table of IUT-C routes PRMD=IUTLAND-X to IUT-A. Set the loop detection parameters of the IUTs in that way that IUT-B will detect the loop first!</p> <p>From UA IUTAMHSA send a message (IT802/M01) addressed to IUTXLOOP. This message will be routed cyclically so that it is finally performing a loop.</p> <p>IUT-B detects that the message is looping, stops the further transfer and non-delivers the message.</p> <p><i>Note.– The addressing scheme of the MD /C=XX/ADMD=ICAO/PRMD=IUTLAND-X is irrelevant for the loop detection tests IT802. Therefore it does not matter whether the recipient address IUTXLOOP in tests IT802 has CAAS or XF form.</i></p>		
Test control:	<p>Verify that:</p> <ul style="list-style-type: none"> • IUT-B detects that the message is looping, • the message is discarded in IUT-B, • at UA IUTAMHSA a Non-Delivery-Report is received with non-delivery-reason “transfer-failure” and non-delivery-diagnostic-code “loop detected”. 		
Test result:	PASS	FAILED	INCONCLUSIVE

IT802	Loop detection		
Test-case id IT802/TC05	Tested functionality: Loop detection capability in IUT-B IUT-B detects that a message submitted in IUT-B is traversing a loop.		
Test description:	<p>Create a temporary routing loop. The X.400 routing table of IUT-A routes PRMD=IUTLAND-X to IUT-B. The X.400 routing table of IUT-B routes PRMD=IUTLAND-X to IUT-C. The X.400 routing table of IUT-C routes PRMD=IUTLAND-X to IUT-A. Set the loop detection parameters of the IUTs in that way that IUT-B will detect the loop first!</p> <p>From UA IUTBMHSA send a message (IT802/M02) addressed to IUTXLOOP. This message will be routed cyclically so that it is finally performing a loop.</p> <p>IUT-B detects that the message is looping, stops the further transfer and non-delivers the message.</p> <p><i>Note.– The addressing scheme of the MD /C=XX/ADMD=ICAO/PRMD=IUTLAND-X is irrelevant for the loop detection tests IT802. Therefore it does not matter whether the recipient address IUTXLOOP in tests IT802 has CAAS or XF form.</i></p>		
Test control:	<p>Verify that:</p> <ul style="list-style-type: none"> • IUT-B detects that the message is looping, • the message is discarded in IUT-B, • at UA IUTBMHSA a Non-Delivery-Report is received with non-delivery-reason “transfer-failure” and non-delivery-diagnostic-code “loop detected”. 		
Test result:	PASS	FAILED	INCONCLUSIVE

IT802	Loop detection		
Test-case id IT802/TC06	Tested functionality: Loop detection capability in IUT-B IUT-B detects that a message submitted in IUT-C is traversing a loop.		
Test description:	<p>Create a temporary routing loop. The X.400 routing table of IUT-A routes PRMD=IUTLAND-X to IUT-B. The X.400 routing table of IUT-B routes PRMD=IUTLAND-X to IUT-C. The X.400 routing table of IUT-C routes PRMD=IUTLAND-X to IUT-A. Set the loop detection parameters of the IUTs in that way that IUT-B will detect the loop first!</p> <p>From UA IUTCMHSA send a message (IT802/M03) addressed to IUTXLOOP. The message will be routed cyclically so that it is finally performing a loop.</p> <p>IUT-B detects that the message is looping, stops the further transfer and non-delivers the message.</p> <p><i>Note.– The addressing scheme of the MD /C=XX/ADMD=ICAO/PRMD=IUTLAND-X is irrelevant for the loop detection tests IT802. Therefore it does not matter whether the recipient address IUTXLOOP in tests IT802 has CAAS or XF form.</i></p>		
Test control:	<p>Verify that:</p> <ul style="list-style-type: none"> • IUT-B detects that the message is looping, • the message is discarded in IUT-B • at UA IUTCMHSA a Non-Delivery-Report is received with non-delivery-reason “transfer-failure” and non-delivery-diagnostic-code “loop detected”. 		
Test result:	PASS	FAILED	INCONCLUSIVE

IT802	Loop detection		
Test-case id IT802/TC07	Tested functionality: Loop detection capability in IUT-C IUT-C detects that a message submitted in IUT-A is traversing a loop.		
Test description:	<p>Create a temporary routing loop. The X.400 routing table of IUT-A routes PRMD=IUTLAND-X to IUT-B. The X.400 routing table of IUT-B routes PRMD=IUTLAND-X to IUT-C. The X.400 routing table of IUT-C routes PRMD=IUTLAND-X to IUT-A. Set the loop detection parameters of the IUTs in that way that IUT-C will detect the loop first!</p> <p>From UA IUTAMHSA send a message (IT802/M01) addressed to IUTXLOOP. This message will be routed cyclically so that it is finally performing a loop.</p> <p>IUT-C detects that the message is looping, stops the further transfer and non-delivers the message.</p> <p><i>Note.– The addressing scheme of the MD /C=XX/ADMD=ICAO/PRMD=IUTLAND-X is irrelevant for the loop detection tests IT802. Therefore it does not matter whether the recipient address IUTXLOOP in tests IT802 has CAAS or XF form.</i></p>		
Test control:	<p>Verify that:</p> <ul style="list-style-type: none"> • IUT-C detects that the message is looping, • the message is discarded in IUT-C, • at UA IUTAMHSA a Non-Delivery-Report is received with non-delivery-reason “transfer-failure” and non-delivery-diagnostic-code “loop detected”. 		
Test result:	PASS	FAILED	INCONCLUSIVE

IT802	Loop detection		
Test-case id IT802/TC08	Tested functionality: Loop detection capability in IUT-C IUT-C detects that a message submitted in IUT-B is traversing a loop.		
Test description:	<p>Create a temporary routing loop. The X.400 routing table of IUT-A routes PRMD=IUTLAND-X to IUT-B. The X.400 routing table of IUT-B routes PRMD=IUTLAND-X to IUT-C. The X.400 routing table of IUT-C routes PRMD=IUTLAND-X to IUT-A. Set the loop detection parameters of the IUTs in that way that IUT-C will detect the loop first!</p> <p>From UA IUTBMHSA send a message (IT802/M02) addressed to IUTXLOOP. This message will be routed cyclically so that it is finally performing a loop.</p> <p>IUT-C detects that the message is looping, stops the further transfer and non-delivers the message.</p> <p><i>Note.– The addressing scheme of the MD /C=XX/ADMD=ICAO/PRMD=IUTLAND-X is irrelevant for the loop detection tests IT802. Therefore it does not matter whether the recipient address IUTXLOOP in tests IT802 has CAAS or XF form.</i></p>		
Test control:	<p>Verify that:</p> <ul style="list-style-type: none"> • IUT-C detects that the message is looping, • the message is discarded in IUT-C, • at UA IUTBMHSA a Non-Delivery-Report is received with non-delivery-reason “transfer-failure” and non-delivery-diagnostic-code “loop detected”. 		
Test result:	PASS	FAILED	INCONCLUSIVE

IT802	Loop detection		
Test-case id IT802/TC09	Tested functionality: Loop detection capability in IUT-C IUT-C detects that a message submitted in IUT-C is traversing a loop.		
Test description:	<p>Create a temporary routing loop. The X.400 routing table of IUT-A routes PRMD=IUTLAND-X to IUT-B. The X.400 routing table of IUT-B routes PRMD=IUTLAND-X to IUT-C. The X.400 routing table of IUT-C routes PRMD=IUTLAND-X to IUT-A. Set the loop detection parameters of the IUTs in that way that IUT-C will detect the loop first!</p> <p>From UA IUTCMHSA send a message (IT802/M03) addressed to IUTXLOOP. This message will be routed cyclically so that it is finally performing a loop.</p> <p>IUT-C detects that the message is looping, stops the further transfer and non-delivers the message.</p> <p><i>Note.– The addressing scheme of the MD /C=XX/ADMD=ICAO/PRMD=IUTLAND-X is irrelevant for the loop detection tests IT802. Therefore it does not matter whether the recipient address IUTXLOOP in tests IT802 has CAAS or XF form.</i></p>		
Test control:	<p>Verify that:</p> <ul style="list-style-type: none"> • IUT-C detects that the message is looping, • the message is discarded in IUT-C, • at UA IUTCMHSA a Non-Delivery-Report is received with non-delivery-reason “transfer-failure” and non-delivery-diagnostic-code “loop detected”. 		
Test result:	PASS	FAILED	INCONCLUSIVE

8. Test summary tables

8.1 Summary of agreed configuration parameters among test partners

Parameter	Agreed Values			Remarks
	TEST PARTNER 1	TEST PARTNER 2	TEST PARTNER 3	
IP addresses				
TCP Port				
S/W release versions				
MTA name				
MTA password				
Calling Presentation Address				
Authentication requirements				
TSAP addresses				
Protocol type				
Type of associations				
Number of associations incoming				
Number of associations outgoing				
Connection				
Minimum message size supported				
Addressing scheme				

Parameter	Agreed Values			Remarks
	TEST PARTNER 1	TEST PARTNER 2	TEST PARTNER 3	
Type of body part used in IPMs by UA				

Table 31: Configuration parameters for AMHS Interoperability tests

8.2 Summary of Bilateral Tests

Test case	Tested functionality	Result
6.2 Submission, Transfer and Delivery Operation (AMHS to AMHS)		
IT101	Submit, transfer and deliver an IPM (UA IUT-A to UA IUT-B)	
IT101/TC01	A KK priority message will be submitted from the UA of IUT-A and delivered to the UA of IUT-B.	
IT101/TC02	A GG priority message will be submitted from the UA of IUT-A and delivered to the UA of IUT-B.	
IT101/TC03	An FF priority message will be submitted from the UA of IUT-A and delivered to the UA of IUT-B.	
IT101/TC04	A DD priority message will be submitted from the UA of IUT-A and delivered to the UA of IUT-B.	
IT101/TC05	An SS priority message will be submitted from the UA of IUT-A and delivered to the UA of IUT-B.	
IT102	Submit, transfer and deliver an IPM (UA IUT-B to UA IUT-A)	
IT102/TC01	A KK priority message will be submitted from the UA of IUT-B and delivered to the UA of IUT-A.	
IT102/TC02	A GG priority message will be submitted from the UA of IUT-B and delivered to the UA of IUT-A.	
IT102/TC03	An FF priority message will be submitted from the UA of IUT-B and delivered to the UA of IUT-A.	
IT102/TC04	A DD priority message will be submitted from the UA of IUT-B and delivered to the UA of IUT-A.	
IT102/TC05	An SS priority message will be submitted from the UA of IUT-B and delivered to the UA of IUT-A.	

Test case	Tested functionality	Result
IT103	Submission, transfer and delivery of an IPM containing a single body part being an FTBP (UA IUT-A to UA IUT-B)	
IT103/TC01	A message with normal X.400 priority, including a single body part being an FTBP and containing a file of 16 Kbytes is submitted from the UA of IUT-A and delivered to the UA of IUT-B.	
IT103/TC02	A message with normal X.400 priority, including a single body part being an FTBP and containing a file of 2 Mbytes is submitted from the UA of IUT-A and delivered to the UA of IUT-B.	
IT104	Submission, transfer and delivery of an IPM containing a single body part being an FTBP (UA IUT-B to UA IUT-A)	
IT104/TC01	A message with normal X.400 priority, including a single body part being an FTBP and containing a file of 16 Kbytes is submitted from the UA of IUT-B and delivered to the UA of IUT-A.	
IT104/TC02	A message with normal X.400 priority, including a single body part being an FTBP and containing a file of 2 Mbytes is submitted from the UA of IUT-B and delivered to the UA of IUT-A.	
IT105	Submission, transfer and delivery of an IPM containing two body parts (UA IUT-A to UA IUT-B)	
IT105/TC01	A message with ATS-message-priority FF, including a general-text-body-part with ISO 646 repertoire and text length up to 1800 characters and one FTBP containing a file of 2Mbytes, is submitted from the UA of IUT-A and delivered to the UA of IUT-B.	
IT105/TC02	A message with ATS-message-priority FF, including an ia5-text with text length up to 1800 characters and one FTBP containing a file of 2Mbytes, is submitted from the UA of IUT-A and delivered to the UA of IUT-B.	
IT106	Submission, transfer and delivery of an IPM containing two body parts (UA IUT-B to UA IUT-A)	
IT106/TC01	A message with ATS-message-priority FF, including a general-text-body-part with ISO 646 repertoire and text length up to 1800 characters and one FTBP containing a file of 2Mbytes, is submitted from the UA of IUT-B and delivered to the UA of IUT-A.	
IT106/TC02	A message with ATS-message-priority FF, including an ia5-text with text length up to 1800 characters and one FTBP containing a file of 2Mbytes, is submitted from the UA of IUT-B and delivered to the UA of IUT-A.	
6.3 Gateway Operations (AFTN to AMHS)		

Test case	Tested functionality	Result
IT201	Convert an AFTN message to AMHS format (IUT-A)	
IT201/TC01	A KK priority message will be sent from the AFTN terminal of IUT-A, converted to AMHS and received at the UA of IUT-B.	
IT201/TC02	A GG priority message will be sent from the AFTN terminal of IUT-A, converted to AMHS and received at the UA of IUT-B.	
IT201/TC03	An FF priority message will be sent from the AFTN terminal of IUT-A, converted to AMHS and received at the UA of IUT-B.	
IT201/TC04	A DD priority message will be sent from the AFTN terminal of IUT-A, converted to AMHS and received at the UA of IUT-B.	
IT201/TC05	An SS priority message will be sent from the AFTN terminal of IUT-A, converted to AMHS and received at the UA of IUT-B.	
IT202	Convert an AFTN message to AMHS format (IUT-B)	
IT202/TC01	A KK priority message will be sent from the AFTN terminal of IUT-B, converted to AMHS and received at the UA of IUT-A.	
IT202/TC02	A GG priority message will be sent from the AFTN terminal of IUT-B, converted to AMHS and received at the UA of IUT-A.	
IT202/TC03	An FF priority message will be sent from the AFTN terminal of IUT-B, converted to AMHS and received at the UA of IUT-A.	
IT202/TC04	A DD priority message will be sent from the AFTN terminal of IUT-B, converted to AMHS and received at the UA of IUT-A.	
IT202/TC05	An SS priority message will be sent from the AFTN terminal of IUT-B, converted to AMHS and received at the UA of IUT-A.	
6.4 Gateway Operations (AMHS to AFTN)		
IT301	Convert an IPM to AFTN format (IUT-B)	
IT301/TC01	A KK priority message will be submitted from the UA of IUT-A, converted to AFTN in IUT-B and received at the AFTN terminal of IUT-B.	
IT301/TC02	A GG priority message will be submitted from the UA of IUT-A, converted to AFTN in IUT-B and received at the AFTN terminal of IUT-B.	
IT301/TC03	An FF priority message will be submitted from the UA of IUT-A, converted to AFTN in IUT-B and received at the AFTN terminal of IUT-B.	
IT301/TC04	A DD priority message will be submitted from the UA of IUT-A, converted to AFTN in IUT-B and received at the AFTN terminal of IUT-B.	
IT301/TC05	An SS priority message will be submitted from the UA of IUT-A, converted to AFTN in IUT-B and received at the AFTN terminal of IUT-B.	

Test case	Tested functionality	Result
IT302	Convert an IPM to AFTN format (IUT-A)	
IT302/TC01	A KK priority message will be submitted from the UA of IUT-B, converted to AFTN in IUT-A and received at the AFTN terminal of IUT-A.	
IT302/TC02	A GG priority message will be submitted from the UA of IUT-B, converted to AFTN in IUT-A and received at the AFTN terminal of IUT-A.	
IT302/TC03	An FF priority message will be submitted from the UA of IUT-B, converted to AFTN in IUT-A and received at the AFTN terminal of IUT-A.	
IT302/TC04	A DD priority message will be submitted from the UA of IUT-B, converted to AFTN in IUT-A and received at the AFTN terminal of IUT-A.	
IT302/TC05	An SS priority message will be submitted from the UA of IUT-B, converted to AFTN in IUT-A and received at the AFTN terminal of IUT-A.	
6.5 Gateway Operations (AFTN to AMHS to AFTN)		
IT401	Convert an AFTN message to AMHS and back to AFTN format (IUT-A to IUT-B)	
IT401/TC01	An AFTN message with KK priority will be sent from the AFTN terminal of IUT-A to the AFTN terminal of IUT-B.	
IT401/TC02	An AFTN message with GG priority will be sent from the AFTN terminal of IUT-A to the AFTN terminal of IUT-B.	
IT401/TC03	An AFTN message with FF priority will be sent from the AFTN terminal of IUT-A to the AFTN terminal of IUT-B.	
IT401/TC04	An AFTN message with DD priority will be sent from the AFTN terminal of IUT-A to the AFTN terminal of IUT-B.	
IT401/TC05	An AFTN message with SS priority will be sent from the AFTN terminal of IUT-A to the AFTN terminal of IUT-B.	
IT402	Convert an AFTN message to AMHS and back to AFTN format (IUT-B to IUT-A)	
IT402/TC01	An AFTN message with KK priority will be sent from the AFTN terminal of IUT-B to the AFTN terminal of IUT-A.	
IT402/TC02	An AFTN message with GG priority will be sent from the AFTN terminal of IUT-B to the AFTN terminal of IUT-A.	
IT402/TC03	An AFTN message with FF priority will be sent from the AFTN terminal of IUT-B to the AFTN terminal of IUT-A.	
IT402/TC04	An AFTN message with DD priority will be sent from the AFTN terminal of IUT-B to the AFTN terminal of IUT-A.	

Test case	Tested functionality	Result
IT402/TC05	An AFTN message with SS priority will be sent from the AFTN terminal of IUT-B to the AFTN terminal of IUT-A.	
6.6 Gateway Operations – special cases		
IT501	Distribute an IPM to AMHS and AFTN users	
IT501/TC01	A message will be sent from a UA on IUT-A to IUT-B with Primary Recipients addressing an AFTN terminal and a UA in IUT-B.	
IT501/TC02	A message will be sent from a UA on IUT-B to IUT-A with Primary Recipients addressing an AFTN terminal and a UA in IUT-A.	
IT501/TC03	A message will be sent from a UA on IUT-A to IUT-B with Primary Recipients and Copy Recipients, addressing AFTN terminals and UAs in IUT-B.	
IT501/TC04	A message will be sent from a UA on IUT-B to IUT-A with Primary Recipients and Copy Recipients, addressing AFTN terminals and UAs in IUT-A.	
IT502	Expand a DL addressing both AMHS and AFTN users	
IT502/TC01	The message will be sent from a UA on IUT-A addressing a local DL which contains addresses of AFTN terminals and the UA in IUT-B.	
IT502/TC02	The message will be sent from a UA on IUT-B addressing a local DL which contains addresses of AFTN terminals and the UA in IUT-A.	
IT502/TC03	The message will be sent from a UA on IUT-A addressing a remote DL in IUT-B which contains addresses of AFTN terminals and the UA in IUT-B.	
IT502/TC04	The message will be sent from a UA on IUT-B addressing a remote DL in IUT-A which contains addresses of AFTN terminals and the UA in IUT-A.	
IT503	Convert or reject an IPM, if the ATS-message-text contains more than 1800 characters	
IT503/TC01	A message with normal priority and length of about 4500 characters is sent from the IUT-A to the IUT-B.	
IT503/TC02	A message with normal priority and length of about 4500 characters is sent from the IUT-B to the IUT-A	
IT504	Split an incoming IPM addressing more than 21 AFTN users	
IT504/TC01	A message with normal priority containing 50 recipients is sent from the IUT-A to the IUT-B.	
IT504/TC02	A message with normal priority containing 50 recipients is sent from the IUT-B to the IUT-A.	

Test case	Tested functionality	Result
IT505	Probe Conveyance Test	
IT505/TC01	The probe will be sent from a UA on IUT-A to IUT-B, addressing AFTN terminals and UAs in IUT-B.	
IT505/TC02	The probe will be sent from a UA on IUT-B to IUT-A, addressing AFTN terminals and UAs in IUT-A.	
IT505/TC03	The probe will be sent from a UA on IUT-A to IUT-B, containing the address of an AFTN terminal of IUT-B and two MF addresses which cannot be translated by the MTCU of IUT-B.	
IT505/TC04	The probe will be sent from a UA on IUT-B to IUT-A, containing the address of an AFTN terminal of IUT-A and two MF addresses which cannot be translated by the MTCU of IUT-A.	
6.7 Stress traffic situations		
IT601	Stress load	
IT601/TC01	After queuing a number of messages both IUTs start sending a burst of 100 messages.	
IT601/TC02	After queuing a number of messages both IUTs start sending a burst of 200 messages.	
IT601/TC03	After queuing a number of messages both IUTs start sending a burst of 400 messages.	
IT601/TC04	After queuing a number of messages both IUTs start sending a burst of 4000 messages.	
IT602	Stress load <u>with long messages</u>	
IT602/TC01	After queuing a number of messages both IUTs start sending a burst of 400 “long” messages.	
IT602/TC02	After queuing a number of messages both IUTs start sending a burst of 4000 “long” messages.	
IT603	Stress load with IPMs containing a single text body part and IPMs containing a file transfer body part and optionally a text body part	
IT603/TC01	After queuing a number of messages, both IUTs start sending a burst of 100 IPMs containing a single text body part and a burst of 100 IPMs containing a file transfer body part and optionally a text body part.	
IT603/TC02	After queuing a number of messages, both IUTs start sending a burst of 400 IPMs containing a single text body part and a burst of 400 IPMs containing a file transfer body part and optionally a text body part.	

Test case	Tested functionality	Result
IT603/TC03	After queuing a number of messages, both IUTs start sending a burst of 4000 IPMs containing a single text body part and a burst of 4000 IPMs containing a file transfer body part and optionally a text body part.	

Table 32: Bilateral Test Summary Table

8.3 Summary of Trilateral Tests – optional

Test case	Tested functionality	Result
7.1 Submission/Transfer/Delivery and Relay operations		
IT701	Submission / Transfer / Delivery between the partner MTAs	
IT701/TC01	An IPM submitted in IUT-A is transferred to IUT-B, IUT-C and delivered to the UAs of IUT-B, IUT-C.	
IT701/TC02	An IPM submitted in IUT-B is transferred to IUT-C, IUT-A and delivered to the UAs of IUT-C, IUT-A.	
IT701/TC03	An IPM submitted in IUT-C is transferred to IUT-A, IUT-B and delivered to the UA of IUT-A, IUT-B.	
IT702	Relay operations	
IT702/TC01	An IPM is routed via an intermediate MTA, transferred from IUT-A to IUT-C via “relay” IUT-B.	
IT702/TC02	An IPM is routed via an intermediate MTA, transferred from IUT-B to IUT-A via “relay” IUT-C.	
IT702/TC03	An IPM is routed via an intermediate MTA, transferred from IUT-C to IUT-B via “relay” IUT-A.	
7.2 Test of special situations		
IT801	Alternate MTA routing	
IT801/TC01	An ATS message (IPM) queued in one MTA (IUT-A) due to outage of the primary X.400 routing path is routed via an alternate MTA (IUT-C).	
IT801/TC02	An ATS message (IPM) queued in one MTA (IUT-B) due to outage of the primary X.400 routing path is routed via an alternate MTA (IUT-A).	
IT801/TC03	An ATS message (IPM) queued in one MTA (IUT-C) due to outage of the primary X.400 routing path is routed via an alternate MTA (IUT-B).	
IT802	Loop detection	
IT802/TC01	IUT-A detects that a message submitted in IUT-A is traversing a loop.	
IT802/TC02	IUT-A detects that a message submitted in IUT-B is traversing a loop.	

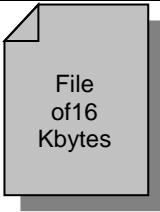
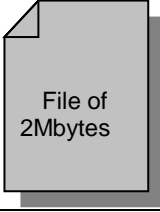
Test case	Tested functionality	Result
IT802/TC03	IUT-A detects that a message submitted in IUT-C is traversing a loop.	
IT802/TC04	IUT-B detects that a message submitted in IUT-A is traversing a loop.	
IT802/TC05	IUT-B detects that a message submitted in IUT-B is traversing a loop.	
IT802/TC06	IUT-B detects that a message submitted in IUT-C is traversing a loop.	
IT802/TC07	IUT-C detects that a message submitted in IUT-A is traversing a loop.	
IT802/TC08	IUT-C detects that a message submitted in IUT-B is traversing a loop.	
IT802/TC09	IUT-C detects that a message submitted in IUT-C is traversing a loop.	

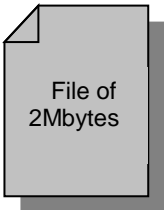
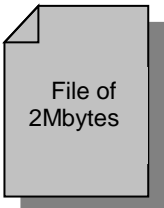
Table 33: Optional Trilateral Test Summary Table

9. Test message templates

9.1 Test message templates for IUT-A

9.1.1 Input device User Agent (UA): IUTAMHSA

From UA IUTAMHSA	to UA IUTBMHSA
Test message ID: IT101M01	PRI: KK FT: <FT> OHI: TEST IT101/TC01
Test message ID: IT101M02	PRI: GG FT: <FT> OHI: TEST IT101/TC02
Test message ID: IT101M03	PRI: FF FT: <FT> OHI: TEST IT101/TC03
Test message ID: IT101M04	PRI: DD FT: <FT> OHI: TEST IT101/TC04
Test message ID: IT101M05	PRI: SS FT: <FT> OHI: TEST IT101/TC05
Test message ID: IT103M01	 File of 16 Kbytes
Test message ID: IT103M02	 File of 2Mbytes

Test message ID: IT105M01	PRI: FF FT: <FT> TEST IT105/TC01 
Test message ID: IT105M02	PRI: FF FT: <FT> TEST IT105/TC02 

From UA IUTAMHSA	to UA IUTBFTNA
Test message ID: IT301M01	PRI: KK FT: <FT> OHI: TEST IT301/TC01
Test message ID: IT301M02	PRI: GG FT: <FT> OHI: TEST IT301/TC02
Test message ID: IT301M03	PRI: FF FT: <FT> OHI: TEST IT301/TC03
Test message ID: IT301M04	PRI: DD FT: <FT> OHI: TEST IT301/TC04
Test message ID: IT301M05	PRI: SS FT: <FT> OHI: TEST IT301/TC05

From UA IUTAMHSA Test message ID: IT501M01	To Primary Recipients: IUTBMHSA and IUTBFTNA PRI: FF FT: <FT> OHI: TEST IT501/TC01
---	---

Test message ID: IT501M03	<u>To Primary Recipients:</u> IUTBMHSA and IUTBFTNA <u>To Copy Recipients:</u> IUTBMHSB and IUTBFTNB PRI: FF FT: <FT> OHI: TEST IT501/TC03
From UA IUTAMHSA Test message ID: IT502M01	<u>To:</u> IUTADLLO PRI: FF FT: <FT> OHI: TEST IT502/TC01
Test message ID: IT502M03	<u>To:</u> IUTBDLRE PRI: FF FT: <FT> OHI: TEST IT502/TC03
From UA IUTAMHSA Test message ID: IT503M01	<u>To:</u> AFTN terminal IUTBFTNA PRI: FF FT: <FT> OHI: TEST IT503/TC01 TEXT 4500 CHARACTERS 123456789012345678901234567890123456789012345678901234567890123456789 123456789012345678901234567890123456789012345678901234567890123456789 123456789012345678901234567890123456789012345678901234567890123456789 ... <63 figure lines 1234567890 ... 123456789> 123456789012345678901234567890123456789012345678901234567890123456789 END
From UA IUTAMHSA Test message ID: IT504M01	<u>To</u> IUTBFTNA, IUTBFTNB, IUTBFTNC, IUTBFTND, IUTBFTNE, IUTBFTNF, IUTBFTNG, IUTBFTNH, IUTBFTNI, IUTBFTNJ, IUTBFTNK, IUTBFTNL, IUTBFTNM, IUTBFTNN, IUTBFTNO, IUTBFTNP, IUTBFTNQ, IUTBFTNR, IUTBFTNS, IUTBFTNT, IUTBFTNU, IUTBFTNV, IUTBFTNW, IUTBFTNX, IUTBFTNY, IUTBFTAA, IUTBFTAB, IUTBFTAC, IUTBFTAD, IUTBFTAE, IUTBFTAF, IUTBFTAG, IUTBFTAH, IUTBFTAI, IUTBFTAJ, IUTBFTAK, IUTBFTAL, IUTBFTAM, IUTBFTAN, IUTBFTAO, IUTBFTAP, IUTBFTAQ, IUTBFTAR, IUTBFTAS, IUTBFTAT, IUTBFTAU, IUTBFTAV, IUTBFTAW, IUTBFTAX, IUTBFTAY PRI: FF FT: <FT> OHI: TEST IT504/TC01

9.1.2 Input device AFTN Terminal: IUTAFTNA

From AFTN Terminal IUTAFTNA	to UA IUTBMHSA
Test message ID: IT201M01	KK IUTBMHSA <FT> IUTAFTNA TEST IT201/TC01

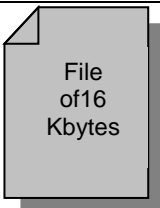
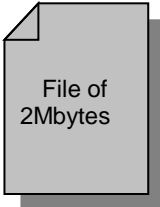
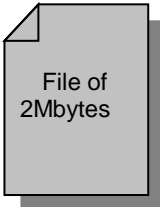
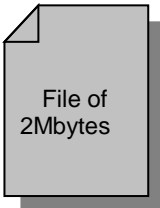
Test message ID: IT201M02	GG IUTBMHSA <FT> IUTAFTNA TEST IT201/TC02
Test message ID: IT201M03	FF IUTBMHSA <FT> IUTAFTNA TEST IT201/TC03
Test message ID: IT201M04	DD IUTBMHSA <FT> IUTAFTNA TEST IT201/TC04
Test message ID: IT201M05	SS IUTBMHSA <FT> IUTAFTNA TEST IT201/TC05

From AFTN Terminal IUTAFTNA	to AFTN Terminal IUTBFTNA
Test message ID: IT401M01	KK IUTBFTNA <FT> IUTAFTNA TEST IT401/TC01
Test message ID: IT401M02	GG IUTBFTNA <FT> IUTAFTNA TEST IT401/TC02
Test message ID: IT401M03	FF IUTBFTNA <FT> IUTAFTNA TEST IT401/TC03
Test message ID: IT401M04	DD IUTBFTNA <FT> IUTAFTNA TEST IT401/TC04
Test message ID: IT401M05	SS IUTBFTNA <FT> IUTAFTNA TEST IT401/TC05

9.2 Test message templates for IUT-B

9.2.1 Input device User Agent (UA): IUTBMHSA

From UA IUTBMHSA	to UA IUTAMHSA
Test message ID: IT102M01	PRI: KK FT: <FT> OHI: TEST IT102/TC01
Test message ID: IT102M02	PRI: GG FT: <FT> OHI: TEST IT102/TC02

Test message ID: IT102M03	PRI: FF FT: <FT> OHI: TEST IT102/TC03
Test message ID: IT102M04	PRI: DD FT: <FT> OHI: TEST IT102/TC04
Test message ID: IT102M05	PRI: SS FT: <FT> OHI: TEST IT102/TC05
Test message ID: IT104M01	
Test message ID: IT104M02	
Test message ID: IT106M01	PRI: FF FT: <FT> TEST IT106/TC01 
Test message ID: IT106M02	PRI: FF FT: <FT> TEST IT106/TC02 

From UA IUTBMHSA	to AFTN Terminal IUTAFTNA
Test message ID: IT302M01	PRI: KK FT: <FT> OHI: TEST IT302/TC01

From UA IUTBMHSA	to AFTN Terminal IUTAFTNA
Test message ID: IT302M02	PRI: GG FT: <FT> OHI: TEST IT302/TC02
Test message ID: IT302M03	PRI: FF FT: <FT> OHI: TEST IT302/TC03
Test message ID: IT302M04	PRI: DD FT: <FT> OHI: TEST IT302/TC04
Test message ID: IT302M05	PRI: SS FT: <FT> OHI: TEST IT302/TC05

From UA IUTBMHSA Test message ID: IT501M02	<u>To Primary Recipients:</u> IUTAMHSA and IUTAFTNA PRI: FF FT: <FT> OHI: TEST IT501/TC02
Test message ID: IT501M04	<u>To Primary Recipients:</u> IUTAMHSA and IUTAFTNA <u>To Copy Recipients:</u> IUTAMHSB and IUTAFTNB PRI: FF FT: <FT> OHI: TEST IT501/TC04
From UA IUTBMHSA Test message ID: IT502M02	<u>To:</u> IUTBDLLO PRI: FF FT: <FT> OHI: TEST IT502/TC02
Test message ID: IT502M04	<u>To:</u> IUTADLRE PRI: FF FT: <FT> OHI: TEST IT502/TC04
From UA IUTBMHSA Test message ID: IT503M02	<u>To:</u> AFTN Terminal IUTAFTNA PRI: FF FT: <FT> OHI: TEST IT503/TC02 TEXT 4500 CHARACTERS 123456789012345678901234567890123456789012345678901234567890123456789 123456789012345678901234567890123456789012345678901234567890123456789 123456789012345678901234567890123456789012345678901234567890123456789 ... <63 figure lines 1234567890 ... 123456789> 123456789012345678901234567890123456789012345678901234567890123456789 END

From UA IUTBMHSA Test message ID: IT504M02	To: IUTAFTNA, IUTAFTNB, IUTAFTNC, IUTAFTND, IUTAFTNE, IUTAFTNF, IUTAFTNG, IUTAFTNH, IUTAFTNI, IUTAFTNJ, IUTAFTNK, IUTAFTNL, IUTAFTNM, IUTAFTNN, IUTAFTNO, IUTAFTNP, IUTAFTNQ, IUTAFTNR, IUTAFTNS, IUTAFTNT, IUTAFTNU, IUTAFTNV, IUTAFTNW, IUTAFTNX, IUTAFTNY, IUTAFTAA, IUTAFTAB, IUTAFTAC, IUTAFTAD, IUTAFTAE, IUTAFTAF, IUTAFTAG, IUTAFTAH, IUTAFTAI, IUTAFTAJ, IUTAFTAK, IUTAFTAL, IUTAFTAM, IUTAFTAN, IUTAFTAO, IUTAFTAP, IUTAFTAQ, IUTAFTAR, IUTAFTAS, IUTAFTAT, IUTAFTAU, IUTAFTAV, IUTAFTAW, IUTAFTAX, IUTAFTAY PRI: FF FT: <FT> OHI: TEST IT504/TC02
---	--

9.2.2 Input device AFTN Terminal: IUTBFTNA

From AFTN Terminal IUTBFTNA	to UA IUTAMHSA
Test message ID: IT202M01	KK IUTAMHSA <FT> IUTBFTNA TEST IT202/TC01
Test message ID: IT202M02	GG IUTAMHSA <FT> IUTBFTNA TEST IT202/TC02
Test message ID: IT202M03	FF IUTAMHSA <FT> IUTBFTNA TEST IT202/TC03
Test message ID: IT202M04	DD IUTAMHSA <FT> IUTBFTNA TEST IT202/TC04
Test message ID: IT202M05	SS IUTAMHSA <FT> IUTBFTNA TEST IT202/TC05

From AFTN Terminal IUTBFTNA	to AFTN Terminal IUTAFTNA
Test message ID: IT402M01	KK IUTAFTNA <FT> IUTBFTNA TEST IT402/TC01
Test message ID: IT402M02	GG IUTAFTNA <FT> IUTBFTNA TEST IT402/TC02
Test message ID: IT402M03	FF IUTAFTNA <FT> IUTBFTNA TEST IT402/TC03
Test message ID: IT402M04	DD IUTAFTNA <FT> IUTBFTNA TEST IT402/TC04
Test message ID: IT402M05	SS IUTAFTNA <FT> IUTBFTNA TEST IT402/TC05

9.3 Test message templates for multilateral tests

From UA IUTAMHSA Test message ID: IT701M01	To: IUTBMHSA and IUTCMHSA PRI: FF FT: <FT> OHI: TEST IT701/TC01
From UA IUTBMHSA Test message ID: IT701M02	To: IUTAMHSA and IUTCMHSA PRI: FF FT: <FT> OHI: TEST IT701/TC02
From UA IUTCMHSA Test message ID: IT701M03	To: IUTAMHSA and IUTBMHSA PRI: FF FT: <FT> OHI: TEST IT701/TC03

From UA IUTAMHSA Test message ID: IT702M01	To: IUTCMHSA PRI: FF FT: <FT> OHI: TEST IT702/TC01
From UA IUTBMHSA Test message ID: IT702M02	To: IUTAMHSA PRI: FF FT: <FT> OHI: TEST IT702/TC02
From UA IUTCMHSA Test message ID: IT702M03	To: IUTBMHSA PRI: FF FT: <FT> OHI: TEST IT702/TC03

From UA IUTAMHSA Test message ID: IT801M01	<u>To</u> : IUTBMHSA PRI: FF FT: <FT> OHI: TEST IT801/TC01
From UA IUTBMHSA Test message ID: IT801M02	<u>To</u> : IUTCMHSA PRI: FF FT: <FT> OHI: TEST IT801/TC02
From UA IUTCMHSA Test message ID: IT801M03	<u>To</u> : IUTAMHSA PRI: FF FT: <FT> OHI: TEST IT801/TC03

From UA IUTAMHSA Test message ID: IT802M01	<u>To</u> : IUTXLOOP PRI: FF FT: <FT> OHI: TEST IT802/TC01, TC04, TC07
From UA IUTBMHSA Test message ID: IT802M02	<u>To</u> : IUTXLOOP PRI: FF FT: <FT> OHI: TEST IT802/TC02, TC05, TC08
From UA IUTCMHSA Test message ID: IT802M03	<u>To</u> : IUTXLOOP PRI: FF FT: <FT> OHI: TEST IT802/TC03, TC06, TC09

END of Appendix E